

ROTARY INSTRUMENTS

DENITAI
CATAILOG

THE PERFECT MOMENT NEEDS PREPARATION

The DIATECH brand and its rotary instruments have been a synonym for Swiss quality, precision and reliability for over 35 years now and ideally complement the COLTENE product portfolio.

Daily routine in dental practices without rotary instruments is unthinkable, which makes it even more important to have proven and tested instruments which dentists can rely on. The broad spectrum of diamond burs, carbide burs and polishers is distinguished by excellent abrasion performance and a long service life and delivers reliable, predictable results.

Based on extensive experience with Multilayer Diamond burs, a pioneering milestone was laid in 1994 with the successful launch of the DIATECH Topspin. Its helically arranged diamonds act as cooling and self-cleaning system which improves grinding performance as well as facilitating atraumatic preparation.

DIATECH Z-Rex diamond burs, the latest development in the rotary instruments portfolio, make it easy to adjust, trepan or remove high performance ceramic restorations. The revolutionary ERA bonding reduces the delamination of diamonds from the shank and offers an exceptional combination of durability and efficiency.

The DIATECH Speedster is one of the hallmarks of the carbide line. Manufactured as one piece instrument, the unique cutting tooth geometry of the highly concentric bur offers exceptional cutting performance and saves on treatment time.

SwissFlex, an innovative rotary polishing system, was marketed in 2011; its ultra-thin foil discs are ideally suited for contouring, finishing and polishing restorations. SwissFlex is part of the polishing portfolio and represents the third pillar of the COLTENE rotary instruments next to the diamond and Carbide burs.



Company

COLTENE is a global leader in the development, manufacture and sale of consumables and small-size equipment for dental treatment applications.

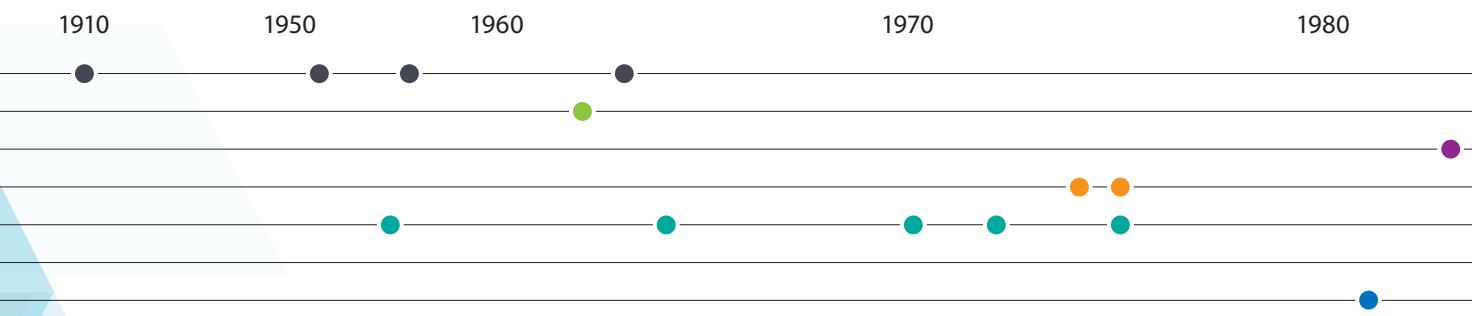
The Dental Group offers a wide range of products, encompassing six segments – solutions for almost all dental treatments. The complete endodontology programme includes root canal preparation with files and rinsing solutions, obturation and post systems. The next extensive range is centred entirely on restorative filling therapy. This particularly includes temporary and permanent filling materials, as well as adhesive systems and polymerisation lamps. Prosthetics represents a further main area. It includes a wide spectrum of condensation and addition cross-linking impression materials. The segments of treatment aids, infection control and rotating instruments round off the programme.

COLTENE has time and time again developed pioneering innovations for over 50 years, and Roeko for over a 100 years who offer the user first grade dental solutions.

Today the COLTENE Group operates production facilities in Switzerland, Germany, Brazil and the USA. It maintains a worldwide sales network with its own subsidiaries and distribution partners in over 120 countries. COLTENE therefore serves dentists, dental technicians, opinion leaders and universities with tailored quality products and services – worldwide.

www.coltene.com

History



<p>● ENDODONTICS</p> <ul style="list-style-type: none"> 1962 ParaPost 1990 ParaPost X-System 1997 ROEKO GP/PP Top color 1999 RoekoSeal Automix 2000 ParaPost Fiber White 2004 GuttaFlow 2011 HyFlex CM 2011 CanalPro Irrigation System 2015 HyFlex EDM 2015 GuttaFlow bioseal 	<p>● RESTORATION</p> <ul style="list-style-type: none"> 1983 BRILLIANT 1991 A.R.T. Bond 1998 SYNERGY 2001 ParaCore, MIRIS 2007 One Coat 7.0 2008 MIRIS² 2011 COMPONEER 2013 S.P.E.C. 3 2014 Fill-Up! 2015 BRILLIANT EverGlow 2016 BRILLIANT Crios 	<p>● PROSTHETICS</p> <ul style="list-style-type: none"> 1974 Coltex Coltoflax 1975 PRESIDENT 1992 Speedex 1995 PRESIDENT microSystem 2000 Jet Bite 2001 AFFINIS 2005 JET BLUE BITE 2006 AFFINIS PRECIOUS 2014 AFFINIS BLACK EDITION 2016 PRESIDENT The Original 2017 AFFINIS DCode
<p>● COMPANY FOUNDATIONS</p> <ul style="list-style-type: none"> 1910 ROEKO GmbH & Co. KG, GER 1953 Vigodent, BRA 1956 Whaledent Inc., USA 1963 Coltène AG, CHE 	<p>● MERGERS</p> <ul style="list-style-type: none"> 1990 Whaledent Inc., USA 1997 HYGENIC Dental, USA 1998 Dentronix Inc., USA 2001 DIATECH Dental AG, CHE 	<ul style="list-style-type: none"> 2002 ROEKO GmbH + Co. KG, GER 2007 Cutting Edge Instruments Inc., USA 2010 Vigodent SA, BRA



Production facilities

Switzerland: Coltène/Whaledent AG, Headquarter in Altstätten. Development and production of chemical dental consumables and rotary instruments.

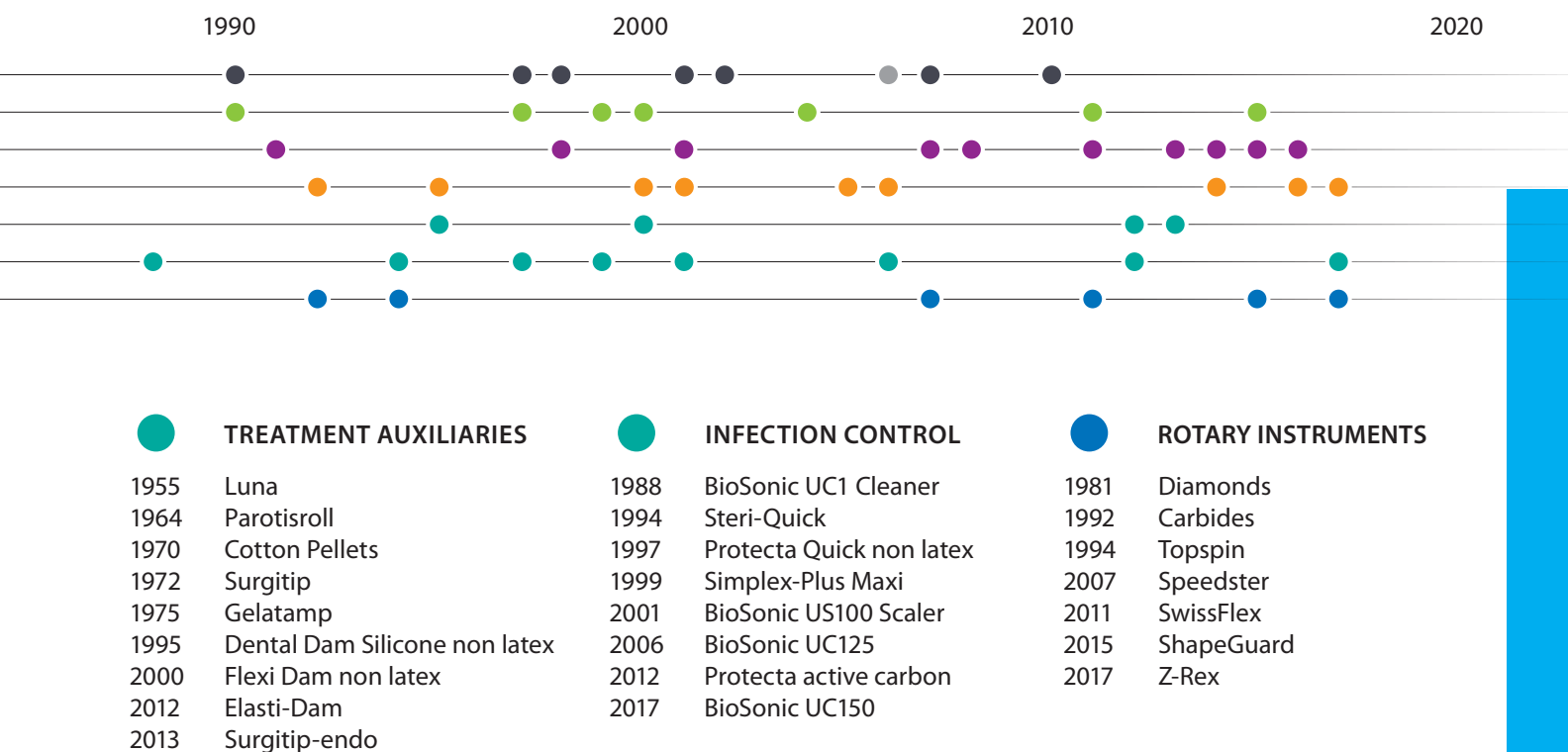
Germany: Coltène/Whaledent GmbH + Co. KG in Langenau. Development and production of treatment auxiliaries and endodontic products.

USA: Coltène/Whaledent Inc. in Cuyahoga Falls. Production of mechanical-technical dental products and orthodontics.

Brazil: Vigodent SA Indústria e Comércio in Rio de Janeiro. Production of chemical dental consumables.



COLTENE Headquarter, Altstätten / Switzerland



INITIAL PUBLIC OFFERING
2006 IPO of COLTENE Holding AG at SIX Swiss Exchange, CHE

Content

INSTRUMENT, ORDER AND PACKAGING INFORMATION	8
MULTILAYER DIAMOND INSTRUMENTS	16
Z-Rex Diamond instruments	20
Topspin 2000 Diamond instruments	22
Multilayer Diamond instruments	25
HP DIAMOND INSTRUMENTS	50
Burs	50
Discs	51
CARBIDE BURS	54
Speedster	57
Operative burs, 6–8 bladed	59
Trimming and finishing burs, 12 bladed	63
Fine finishing burs, 30 bladed	66
Fine cross cut burs	67
Endo access burs	68
POLISHERS	70
SwissFlex	73
DIAStrip	73
ROEKO Abrasive & Polishing Strips	74
Silicone Polishers	74
KITS	86
Preparation Kits	89
Separation Kits	106
Finishing Kits	108
Polishing Kits	113
ACCESSORIES / SAMPLE PACKS	122
RECOMMENDATIONS FOR SAFETY AND HYGIENE	130

Indications

Order

Information

Rotary

INSTRUMENT INFORMATION

ISO number	10
Shank types	10

ORDER INFORMATION

Diamond instruments	11
HP Diamond instruments	11
Carbide burs	12
Polishers	12
Kits	13

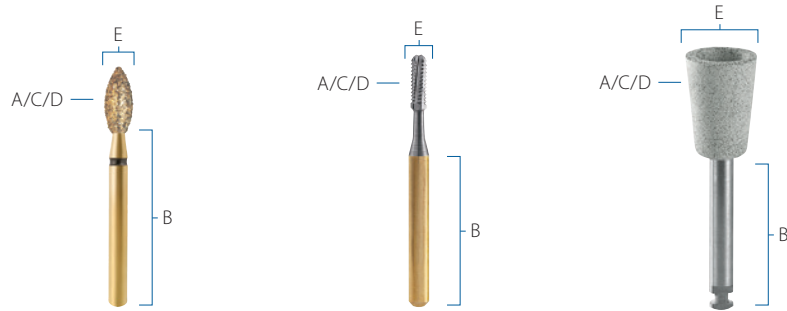
GRAPHICAL SYMBOLS

	13
--	----

PACKAGING INFORMATION


Multilayer Diamond instruments	14
HP Diamond instruments	14
Carbide burs	15
Polishers	15

ISO number



	A	B	C	D	E
Digits ISO number	1-3	4-6	7-9	10-12	13-15
Example	801	314	001	524	016
Description	Material of working part	Shank type	Head shape	Diamonds/Polishers: Grit size Carbides: Blade style	Largest diameter of working part (in 1/10 mm)

Shank types (ISO)

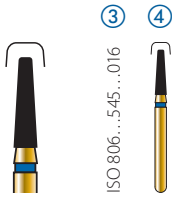


Ø in mm	2.35	2.35	2.35	2.35	1.60	1.60	1.60	1.60
Length in mm*	44.5	22	26	34	16.5	19	21	25
ISO number	104	204	205	206	313	314	315	316
Description	Hand piece	Right angle	Right angle, long	Right angle, extra long	Friction grip, short	Friction grip	Friction grip, long	Friction grip, extra long

* The total lengths of instruments may vary in length according to design type.

Multilayer Diamond instruments

① G846R Rounded Edge Taper



⑤	ISO Ø 1/10 mm	016
⑥	Head L in mm	6

⑦ FG/ISO 314

⑧	ML	REF	200315AA	⑨
		Price group	D1/5	⑩
F	REF	200314AA		
		Price group	D1/5	

① Head shape code; description

② Indications for use

③ ISO number

④ Illustration

⑤ Largest Ø of working part

⑥ Head length

⑦ Shank type

⑧ Grit sizes

MLX	■	150 µm*
ML	■	105 µm*
F	■	40 µm*
XF	■	25 µm*
UF	□	15 µm*
UF	■	8 µm*
Topspin	▨	150 µm*

* Average value

Grit sizes Z-Rex

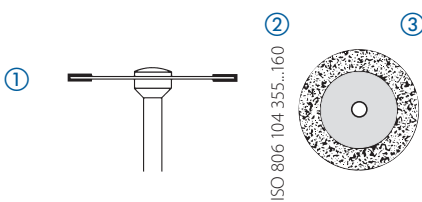
C	■	105 - 149 µm
M	■	88 - 105 µm

⑨ Please use this number as a reference in your order

⑩ Price group / Amount of burs per unit

HP Diamond instruments

HP Diamond Discs



④	Fig. No.	914	914UX
⑤	ISO Ø 1/10 mm	160	
⑥	Thickness (mm)	0.15	0.12

⑦	Superflex (45µm)	REF	242020AA	
	Ultraflex (30µm)	REF		242025AA
		Price group	DHP3/1	DHP4/1

① Diamond distribution

② ISO number

③ Illustration

④ Head shape code

⑤ Largest Ø of working part

⑥ Disc thickness

⑦ Grit sizes

⑧ Please use this number as a reference in your order

⑨ Price group / Amount of discs per unit

Carbide burs

① C21L Cylinder Long



⑤	ISO Ø 1/10 mm	010
⑥	Head L in mm	5
⑦	US No.	57L

⑧ FG/ISO 314

⑨	5 pcs	REF	235027AA	⑩
		Price group	C1/5	⑪

① Head shape code; description

② Indications for use

③ ISO number

④ Illustration

⑤ Largest Ø of working part

⑥ Head length

⑦ US. Number

⑧ Shank type


⑨ Burs per unit

⑩ Please use this number as a reference in your order

⑪ Price group / Amount of burs per unit

Polishers

① Step ① Comprepol Ultra ②



⑤	ISO Ø 1/10 mm	030	050
⑥	Head L in mm	7.5	10
⑦	Polisher type	2101RA	2103RA

⑧ RA/ISO 204

⑨	10 pcs	REF	230055AA	230059AA	⑩
		Price group	P2/10	P2/10	⑪
50 pcs	REF		230060AA		
	Price group		P2/50		

① Step of polishing system

② Polisher name

③ ISO number

④ Illustration

⑤ Largest Ø of working part

⑥ Head length

⑦ Polisher type code

⑧ Shank type

⑨ Polishers per unit

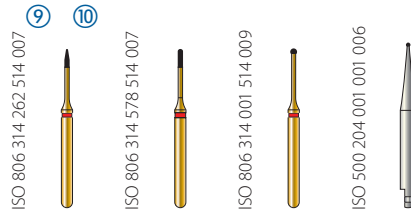
⑩ Please use this number as a reference in your order

⑪ Price group / Amount of polishers per unit

Kits

① 250073AA Professional Micro Kit ②

selected by Prof. Dr. I. Krejci



	889M	838M	801M	C1
⑤ ISO Ø 1/10 mm	007	007	009	006
⑥ Head L in mm	2.4	2.4	0.6	
⑦ Kit content	1	1	1	1
⑧ REF Refills / Grit size, Blades	200977AA	200976AA	200975AA	235148AA/6-8

- ① Please use this number as a reference in your order
- ② Kit name
- ③ Kit illustration
- ④ Head shape code
- ⑤ Largest Ø of working part
- ⑥ Head length
- ⑦ Burs per kit
- ⑧ Order number of the individual instrument
- ⑨ ISO number
- ⑩ Illustration 1:1
- ⑪ Diamonds: grit size
Carbides: blade style

xxxxxxAA	MLX	150 µm
xxxxxxAA	ML	105 µm
xxxxxxAA	F	40 µm
xxxxxxAA	XF	25 µm
xxxxxxAA	UF	15 µm
xxxxxxAA	UF	8 µm
xxxxxxAA	Topspin	150 µm
xxxxxxAA/6-8	Blades	6-8

Grit sizes Z-Rex

xxxxxxxx	C	105-149 µm
xxxxxxxx	M	88-105 µm

Graphical symbols *

Graphical symbols indicate the specific use of the instruments.



Cavity preparation



Working on fillings



Crown cutting



Root planing



Removal of old fillings



Crown preparation

*Source: Dentistry - Graphical symbols for dental instruments (ISO 21531)

Multilayer Diamond instruments

Z-Rex Diamonds



Pack size	5
-----------	---

Standard Multilayer Diamonds
 $\varnothing \leq 3.3$ mm



Pack size	5
-----------	---

Standard Multilayer Diamonds
 $\varnothing \geq 3.3$ mm



Pack size	1
-----------	---

FGXL shank Diamonds




Pack size	5
-----------	---

RA shank Diamonds



Pack size	5
-----------	---

HP shank Diamonds



Pack sizes	1/3/6
------------	-------

Carbide burs

Standard Carbides



Pack sizes	5/10
------------	------

RA shank Carbides



Pack size	5
-----------	---

FGXL shank Carbides



Pack size	1
-----------	---

Polishers

Polishers UM/RA shank and DIAstrips



Pack sizes	1/5/10/50
------------	-----------

SwissFlex Discs



Pack size	80
-----------	----

SwissFlex Strips



Pack size	80
-----------	----

HP shank Polishers
Ø ≤ 15.0 mm



Pack size	5
-----------	---

HP shank Polishers
Ø > 15.0 mm



Pack size	1
-----------	---

Crown Cutting

Topspin 2000

Multilayer Diamonds

Cavity

Crown **Preparation**



DIATECH® Z-Rex

Sharp and resilient like dinosaur teeth, DIATECH Z-Rex diamond instruments make it easy to adjust, trepan or remove high performance ceramic restorations. The unique synthetic diamond mixture offers an exceptional combination of durability and efficiency while the revolutionary ERA bonding reduces the delamination of diamonds from the shank. DIATECH Z-Rex diamond instruments shorten the procedure time for zirconia crown & bridge removal and are individually blistered for ease of convenience and tracking.

DIATECH® Topspin 2000

The spiral diamond plating of Topspin 2000 diamond instruments causes an integral cooling and self-cleaning effect which optimizes cutting capacity and promotes atraumatic preparation.

The spiral flute collects the water from the aerosol mist and uses it to cool all areas of the preparation site immediately. The cutting capacity is also increased by evacuating the debris and remains of fillings of the surface of the diamond in order to avoid clogging of the diamond particles.

Topspin 2000 diamonds are especially indicated for crown and box preparations.

DIATECH® Multilayer Diamond Instruments

DIATECH Diamond Instruments provide an extended cutting life and enhanced cutting efficiency due to their exceptional multilayer diamond coating.

Multiple layered diamond instruments have a uniform coverage of natural diamond on different levels, especially at the all-important tip. New diamond grits with sharp edges will, therefore, be exposed for use during procedures as the outer layer wears. The high quality standard of DIATECH Multilayer Diamond Instruments is ensured by a 100% optical quality control in addition to the dimensional quality control.

NO. PRODUCT NAME

Z-REX DIAMOND INSTRUMENTS

ZR801	Round	21
ZR379	Egg	21
ZR862	Flame	21
ZR863	Flame	21
ZR850	Round End Taper	21
ZR856	Round End Taper	21
ZR881	Round End Cylinder	21

TOPSPIN 2000 DIAMOND INSTRUMENTS

G811	Occlusal Reduction/Barrel	22
G836	Cylinder	22
G837	Cylinder	22
G847	Flat End Taper	22
G848	Flat End Taper	22
G850	Round End Taper	22
G856	Round End Taper	23
G856L	Round End Taper long	23
G863	Flame	23
G878K	Tapered Torpedo	23
G879	Torpedo	23
G879K	Tapered Torpedo	23
G880	Round End Cylinder	24
G881	Round End Cylinder	24
G882	Round End Cylinder	24
G886	Beveled Cylinder	24
G379	Egg	24

NO. PRODUCT NAME

MULTILAYER DIAMOND INSTRUMENTS

G801	Round	25
G802	Round with Collar	26
G805	Inverted Cone	26
G806	Inverted Cone with Collar	27
G807	Inverted Cone	27
G811	Occlusal Reduction/Barrel	27
G813	Diabolo	27
G818	Wheel	28
G828	Wheel	28
G830	Pear	28
G830L	Pear Long	29
G834	Depth Marker	29
G835	Cylinder	29
G835R	Rounded Edge Cylinder	30
G836	Cylinder	30
G836R	Rounded Edge Cylinder	30
G837	Cylinder	31
G837R	Rounded Edge Cylinder	31
G838	Round End Cylinder	31
G839	End Cutting Cylinder	31
G842	Cylinder	32
G845	Flat End Taper	32
G845R	Rounded Edge Taper	32
G846	Flat End Taper	32
G846R	Rounded Edge Taper	33
G847	Flat End Taper	33
G847R	Rounded Edge Taper	33
G848	Flat End Taper	33
G848L	Flat End Taper Long	34
G848R	Rounded Edge Taper	34
G849	Round End Taper	34

NO.	PRODUCT NAME		NO.	PRODUCT NAME	
G850	Round End Taper	35	G882	Round End Cylinder	44
G850L	Round End Taper Long	35	G884	Beveled Cylinder	44
G850N	Round End Taper Narrow	35	G885	Beveled Cylinder	44
G851	Round End Taper with Safe End	36	G886	Beveled Cylinder	44
G852	Needle	36	G886K	Beveled Taper	44
G853	Needle	36	G889	Flame	44
G855	Round End Taper	36	G893	Round End Taper	45
G856	Round End Taper	37	G893L	Round End Taper Long	45
G856L	Round End Taper Long	38	G898	Tapered Torpedo	45
G856XL	Round End Taper Extra Long	38	G899	Occlusal Reduction	45
G856N	Round End Taper Long Narrow	38	G905	Acorn	45
G858	Needle	38	G909	Wheel	46
G859	Needle	39	G368	Bud	46
G860	Flame	39	G368L	Bud Long	47
G862	Flame	40	G379	Egg	47
G863	Flame	40	G390	Grenade	47
G864	Flame	40	G392	Interproximal	47
G868	Round End Taper	40	G6051	Cylinder	48
G873	Pointed End Taper	40	G6052	Cylinder	48
G874	Torpedo	41	G6053	Cylinder	48
G876	Torpedo	41	G6054	Taper	48
G877	Torpedo	41	G6055	Taper	48
G877K	Tapered Torpedo	41	G6056	Taper	48
G878	Torpedo	42	G801M	Round	49
G878K	Tapered Torpedo	42	G838M	Round End Cylinder	49
G879	Torpedo	43	G889M	Flame	49
G879K	Tapered Torpedo	43	G856P	Round End Taper with Pin	49
G880	Round End Cylinder	43	G878KP	Tapered Torpedo with Pin	49
G881	Round End Cylinder	43			

HP DIAMOND INSTRUMENTS FOR LABORATORY USE

Burs	50
Discs	51

DIAMOND INSTRUMENTS FOR ZIRCONIA
AND OTHER HIGH PERFORMANCE CERAMICS

DIATECH® 

DIATECH® Z-Rex

Primal power harnessed

- Revolutionary ERA bonding
- Reduced delamination of diamonds
- Exceptional combination of durability and efficiency
- Shortened procedure time
- Offered in medium and coarse grit
- Individually packaged in blisters

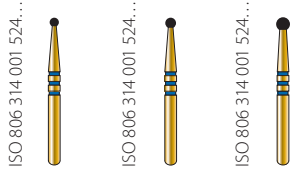


info.ch@coltene.com | www.coltene.com

 COLTENE

Endo Access

ZR801 Round



ISO Ø 1/10 mm	012	014	018
Head L in mm			

FG/ISO 314

M	REF	60022023	60022024	60022025
	Price group	D5/5	D5/5	D5/5

Crown Adjustment

ZR379 Egg



ISO Ø 1/10 mm	023
Head L in mm	5

FG/ISO 314

M	REF	60022022
	Price group	D5/5

ZR862 Flame



ISO Ø 1/10 mm	014
Head L in mm	8

FG/ISO 314

M	REF	60022029
	Price group	D5/5

ZR863 Flame




ISO Ø 1/10 mm	014
Head L in mm	10

FG/ISO 314

M	REF	60022030
	Price group	D5/5

Crown Cutting

ZR850 Round End Taper



ISO Ø 1/10 mm	016	018
Head L in mm	10	10

FG/ISO 314

M	REF	60022026	60022027
	Price group	D5/5	D5/5

ZR856 Round End Taper

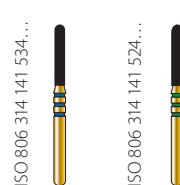


ISO Ø 1/10 mm	018
Head L in mm	8

FG/ISO 314

M	REF	60022028
	Price group	D5/5

ZR881 Round End Cylinder



ISO Ø 1/10 mm	014	016
Head L in mm	8	8

FG/ISO 314

C	REF		60022032
	Price group		D5/5
M	REF	60022031	
	Price group	D5/5	

G811 Occlusal Reduction/Barrel



ISO 806...038...033

ISO Ø 1/10 mm	033
Head L in mm	5

FG/ISO 314

MLX REF	205007AA
Price group	D4/5

G836 Cylinder



ISO 806...110...014

ISO 806...110...016


ISO 806...110...018

ISO Ø 1/10 mm	014	016	018
Head L in mm	6	6	6

FG/ISO 314

MLX REF	205008AA	205009AA	205010AA
Price group	D4/5	D4/5	D4/5

G837 Cylinder



ISO 806...111...014

ISO 806...111...016

ISO 806...111...018

ISO Ø 1/10 mm	014	016	018
Head L in mm	8	8	8

FG/ISO 314

MLX REF	205013AA	205014AA	205015AA
Price group	D4/5	D4/5	D4/5

G847 Flat End Taper



ISO 806...172...016

ISO 806...172...018

ISO Ø 1/10 mm	016	018
Head L in mm	8	8

FG/ISO 314

MLX REF	205021AA	205023AA
Price group	D4/5	D4/5

G848 Flat End Taper



ISO 806...173...016

ISO 806...173...018

ISO 806...173...023

ISO Ø 1/10 mm	016	018	023
Head L in mm	10	10	10

FG/ISO 314

MLX REF	205027AA	205029AA	205031AA
Price group	D4/5	D4/5	D4/5

G850 Round End Taper



ISO 806...199...014

ISO 806...199...016

ISO 806...199...018

ISO 806...198...018

ISO Ø 1/10 mm	014	016	018	018
Head L in mm	10	10	10	8

FG/ISO 314

MLX REF	205033AA	205035AA	205037AA	205039AA
Price group	D4/5	D4/5	D4/5	D4/5

G856 Round End Taper



ISO Ø 1/10 mm	016	018	018	021	025
Head L in mm	8	8	9	9	7

FG/ISO 314

MLX REF	205049AA	205052AA	205053AA	205055AA	205057AA
Price group	D4/5	D4/5	D4/5	D4/5	D4/5

G856L Round End Taper Long




ISO Ø 1/10 mm	016	018
Head L in mm	10	11

FG/ISO 314

MLX REF	205059AA	205060AA
Price group	D4/5	D4/5

G863 Flame



ISO Ø 1/10 mm	016
Head L in mm	10

FG/ISO 314

MLX REF	205070AA
Price group	D4/5

G878K Tapered Torpedo



ISO Ø 1/10 mm	014	016	018	021
Head L in mm	8	8	8	8

FG/ISO 314

MLX REF	205078AA	205080AA	205082AA	205084AA
Price group	D4/5	D4/5	D4/5	D4/5

G879 Torpedo



ISO Ø 1/10 mm	014
Head L in mm	10

FG/ISO 314

MLX REF	205085AA
Price group	D4/5

G879K Tapered Torpedo



ISO Ø 1/10 mm	014	016	018	021
Head L in mm	10	10	10	10

FG/ISO 314

MLX REF	205088AA	205089AA	205091AA	205092AA
Price group	D4/5	D4/5	D4/5	D4/5

G880 Round End Cylinder



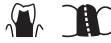
ISO 806...140...014

ISO Ø 1/10 mm	014
Head L in mm	6

FG/ISO 314

MLX REF	205093AA
Price group	D4/5

G881 Round End Cylinder



ISO 806...141...014

ISO 806...141...016

ISO Ø 1/10 mm	014	016
Head L in mm	8	8

FG/ISO 314

MLX REF	205094AA	205095AA
Price group	D4/5	D4/5

G882 Round End Cylinder



ISO 806...142...014

ISO Ø 1/10 mm	014
Head L in mm	10

FG/ISO 314

MLX REF	205096AA
Price group	D4/5

G886 Beveled Cylinder



ISO 806...131...014

ISO 806...131...016

ISO Ø 1/10 mm	014	016
Head L in mm	10	10

FG/ISO 314

MLX REF	205102AA	205103AA
Price group	D4/5	D4/5

G379 Egg



ISO 806...277...023

ISO Ø 1/10 mm	023
Head L in mm	5

FG/ISO 314

MLX REF	205005AA
Price group	D4/5

G801 Round



ISO Ø 1/10 mm	009	010	012	014	016	018	020	023	027	033
Head L in mm										

FG/ISO 314

MLX	REF					200090AA		200097AA			
	Price group					D2/5		D2/5			
ML	REF	200077AA	200079AA	200081AA	200083AA	200086AA	200089AA	200094AA	200096AA	200100AA	200101AA
	Price group	D1/5	D1/5	D1/5	D1/5	D1/5	D1/5	D2/5	D2/5	D2/5	D2/5
F	REF		200078AA				200088AA		200095AA		
	Price group		D1/5				D1/5		D2/5		
XF	REF					200087AA	200092AA		200099AA		
	Price group					D1/5	D1/5		D2/5		
UF	REF						200091AA		200098AA		
	Price group						D1/5		D2/5		

FGSS/ISO 313

ML	REF		200072AA		200074AA		200076AA			
	Price group		D3/5		D3/5		D3/5			

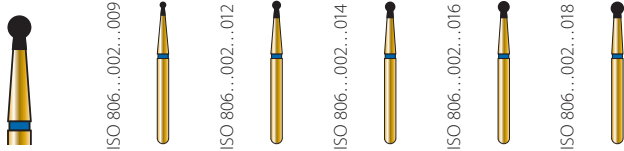
FGL/ISO 315

MLX	REF					200758AA				
	Price group					D3/5				
ML	REF				200808AA					
	Price group				D3/5					

FGXL/ISO 316

MLX	REF		200979AA	200981AA	200983AA	200985AA	200987AA			
	Price group		D3/5	D3/5	D3/5	D3/5	D3/5			
ML	REF		200978AA	200980AA	200982AA	200984AA	200986AA			
	Price group		D3/5	D3/5	D3/5	D3/5	D3/5			
F	REF	200792AA								
	Price group	D3/5								

G802 Round with Collar



ISO Ø 1/10 mm	009	012	014	016	018
Head L in mm	2.3	2.3	2.3	2.3	2.3

FG/ISO 314

ML	REF	200103AA	200105AA	200106AA	200108AA	200109AA
	Price group	D1/5	D1/5	D1/5	D1/5	D1/5

G805 Inverted Cone



ISO Ø 1/10 mm	010	012	014	016	018	023
Head L in mm	0.8	0.9	1.4	1.4	1.6	2.1

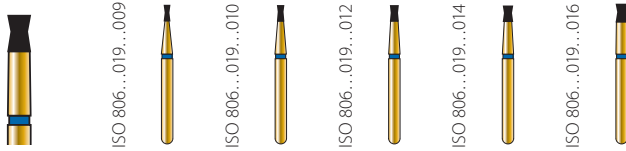
FG/ISO 314

ML	REF	200111AA	200112AA	200113AA	200115AA	200116AA	200117AA
	Price group	D1/5	D1/5	D1/5	D1/5	D1/5	D2/5

FGSS/ISO 313

ML	REF		200110AA				
	Price group		D3/5				

G806 Inverted Cone with Collar



ISO Ø 1/10 mm	009	010	012	014	016
Head L in mm	2.2	2.2	2.2	2.2	2.5

FG/ISO 314

ML	REF	200120AA	200121AA	200122AA	200123AA	200124AA
	Price group	D1/5	D1/5	D1/5	D1/5	D1/5

G807 Inverted Cone

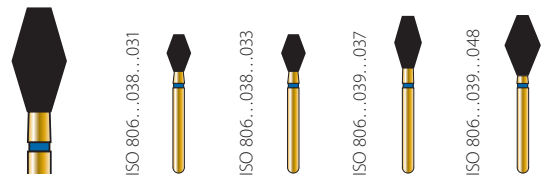


ISO Ø 1/10 mm	010	012	016	018
Head L in mm	3.5	3.5	4	5

FG/ISO 314

ML	REF	200126AA	200127AA	200130AA	200131AA
	Price group	D1/5	D1/5	D1/5	D1/5

G811 Occlusal Reduction/Barrel

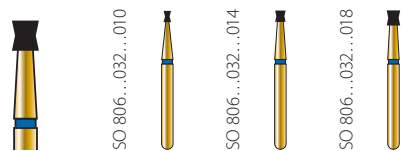


ISO Ø 1/10 mm	031	033	037	048
Head L in mm	4.2	5	7	8

FG/ISO 314

MLX	REF		200136AA		
	Price group		D4/5		
ML	REF	200134AA	200135AA	200137AA	200138AA
	Price group	D4/5	D4/5	D4/1	D4/1

G813 Diabolo

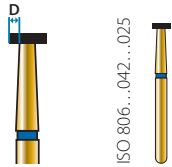


ISO Ø 1/10 mm	010	014	018
Head L in mm	1.5	1.5	2

FG/ISO 314

ML	REF	200140AA	200141AA	200143AA
	Price group	D1/5	D1/5	D1/5

G818 Wheel



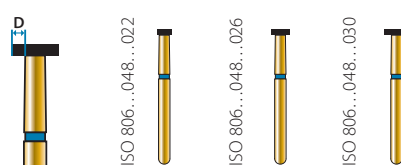
ISO Ø 1/10 mm	025
Head L in mm	0.7

FG/ISO 314

ML	REF	200145AA
	Price group	D4/5

D (Cutting Depth)	0.7 mm
-------------------	--------

G828 Wheel



ISO Ø 1/10 mm	022	026	030
Head L in mm	1	1	1

FG/ISO 314

ML	REF	200798AA	200799AA	200797AA
	Price group	D4/5	D4/5	D4/5

D (Cutting Depth)	0.3 mm	0.5 mm	0.7 mm
-------------------	--------	--------	--------

G830 Pear



ISO Ø 1/10 mm	009	010	012	014	016
Head L in mm	2.7	2.7	2.7	2.7	2.7

FG/ISO 314

ML	REF	200158AA	200160AA	200162AA	200165AA	200168AA
	Price group	D1/5	D1/5	D1/5	D1/5	D1/5
F	REF			200161AA	200164AA	200167AA
	Price group			D1/5	D1/5	D1/5
XF	REF				200166AA	
	Price group				D1/5	

FGSS/ISO 313

ML	REF	200154AA		
	Price group	D3/5		

G830L Pear Long



ISO Ø 1/10 mm	010	012	014	016	018	020	026
Head L in mm	4	4	5	5	5	5	7

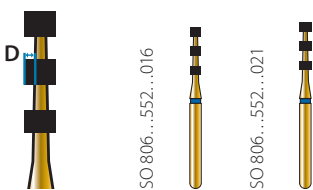
FG/ISO 314

MLX	REF			200181AA	200184AA		200188AA	
	Price group			D2/5	D2/5		D2/5	
ML	REF	200174AA	200177AA	200180AA	200183AA	200186AA	200187AA	200189AA
	Price group	D1/5	D1/5	D1/5	D1/5	D1/5	D2/5	D2/5
F	REF		200176AA					
	Price group		D1/5					
XF	REF		200179AA	200182AA				
	Price group		D1/5	D1/5				

FGXL/ISO 316

F	REF	200793AA						
	Price group	D3/5						

G834 Depth Marker



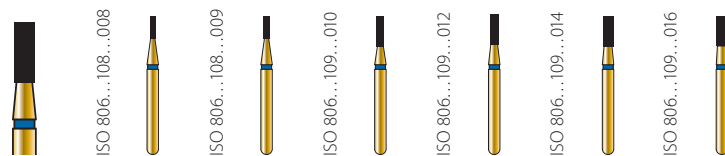
ISO Ø 1/10 mm	016	021
Head L in mm	6.8	6.8

FG/ISO 314

ML	REF	200190AA	200191AA
	Price group	D3/5	D3/5

D (Cutting Depth)	0.3 mm	0.5 mm
-------------------	--------	--------

G835 Cylinder



ISO Ø 1/10 mm	008	009	010	012	014	016
Head L in mm	3	3	4	4	4	4

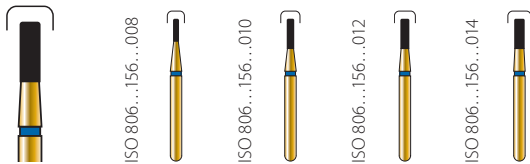
FG/ISO 314

MLX	REF					200211AA	
	Price group					D2/5	
ML	REF	200198AA	200201AA	200203AA	200206AA	200210AA	200212AA
	Price group	D1/5	D1/5	D1/5	D1/5	D1/5	D1/5

FGSS/ISO 313

ML	REF	200192AA		200194AA	200195AA	
	Price group	D3/5		D3/5	D3/5	

G835R Rounded Edge Cylinder



ISO Ø 1/10 mm	008	010	012	014
Head L in mm	3	4	4	4


FG/ISO 314

ML	REF	200217AA	200219AA	200221AA	200223AA
	Price group	D1/5	D1/5	D1/5	D1/5
F	REF	200216AA	200218AA	200220AA	200222AA
	Price group	D1/5	D1/5	D1/5	D1/5

FGSS/ISO 313

ML	REF		200213AA	
	Price group		D3/5	

G836 Cylinder




ISO Ø 1/10 mm	012	014	016	018
Head L in mm	6	6	6	6

FG/ISO 314

MLX	REF		200228AA	200230AA	200232AA
	Price group		D2/5	D2/5	D2/5
ML	REF	200226AA	200227AA	200229AA	200231AA
	Price group	D1/5	D1/5	D1/5	D1/5

G836R Rounded Edge Cylinder



ISO Ø 1/10 mm	008	010	012	014
Head L in mm	6	6	6	6

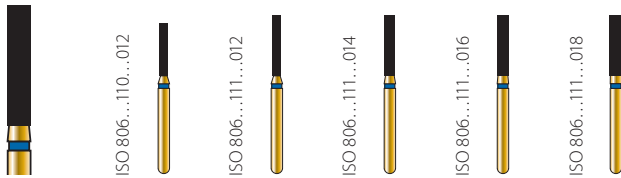
FG/ISO 314

ML	REF	200237AA	200239AA	200241AA	200243AA
	Price group	D1/5	D1/5	D1/5	D1/5
F	REF	200236AA	200238AA	200240AA	200242AA
	Price group	D1/5	D1/5	D1/5	D1/5

FGSS/ISO 313

ML	REF			200234AA
	Price group			D3/5

G837 Cylinder

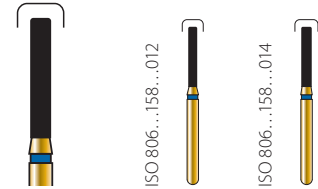


ISO Ø 1/10 mm	012	012	014	016	018
Head L in mm	7	8	8	8	8

FG/ISO 314

MLX	REF			200255AA	200258AA	200260AA
	Price group			D2/5	D2/5	D2/5
ML	REF	200250AA	200252AA	200254AA	200257AA	200259AA
	Price group	D1/5	D1/5	D1/5	D1/5	D1/5
F	REF	200249AA	200251AA			
	Price group	D1/5	D1/5			

G837R Rounded Edge Cylinder



ISO Ø 1/10 mm	012	014
Head L in mm	8	8

FG/ISO 314

ML	REF	200265AA	200267AA
	Price group	D1/5	D1/5
F	REF	200264AA	200266AA
	Price group	D1/5	D1/5

FGSS/ISO 313

ML	REF	200262AA
	Price group	D3/5

G838 Round End Cylinder

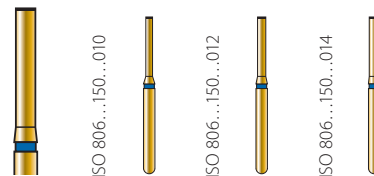


ISO Ø 1/10 mm	009	010	012	014
Head L in mm	3	4	4	4

FG/ISO 314

ML	REF	200272AA	200273AA	200275AA	200276AA
	Price group	D1/5	D1/5	D1/5	D1/5

G839 End Cutting Cylinder

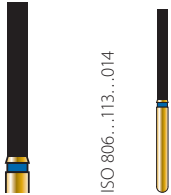


ISO Ø 1/10 mm	010	012	014
Head L in mm			

FG/ISO 314

ML	REF	200278AA	200280AA	200282AA
	Price group	D1/5	D1/5	D1/5
F	REF		200279AA	
	Price group		D1/5	

G842 Cylinder



ISO Ø 1/10 mm	014
Head L in mm	12

FG/ISO 314

ML	REF	200284AA
	Price group	D1/5
F	REF	200283AA
	Price group	D1/5

G845 Flat End Taper



ISO Ø 1/10 mm	010	012	014	016	023
Head L in mm	4	4	4	4	5


FG/ISO 314

MLX	REF				200294AA	
	Price group				D2/5	
ML	REF	200288AA	200290AA	200291AA	200293AA	200295AA
	Price group	D1/5	D1/5	D1/5	D1/5	D2/5
F	REF		200289AA		200292AA	
	Price group		D1/5		D1/5	

FGSS/ISO 313

ML	REF	200285AA	200286AA			
	Price group	D3/5	D3/5			

G845R Rounded Edge Taper




ISO Ø 1/10 mm	016	025
Head L in mm	4	4

FG/ISO 314

ML	REF	200297AA	200819AA
	Price group	D1/5	D2/5
F	REF	200296AA	200820AA
	Price group	D1/5	D2/5

G846 Flat End Taper



ISO Ø 1/10 mm	012	014	016	016	018	023
Head L in mm	6	6	6	7	7	7

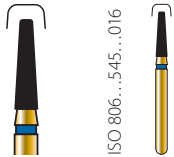
FG/ISO 314

MLX	REF				200309AA		
	Price group				D2/5		
ML	REF	200304AA	200305AA	200306AA	200308AA	200311AA	200313AA
	Price group	D1/5	D1/5	D1/5	D1/5	D1/5	D2/5

FGSS/ISO 313

ML	REF			200300AA		200303AA
	Price group			D3/5		D3/5

G846R Rounded Edge Taper



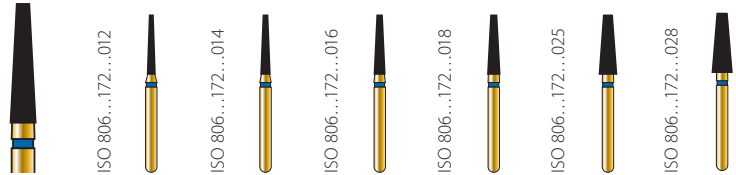
ISO 806...545...016

ISO Ø 1/10 mm	016
Head L in mm	6

FG/ISO 314

ML	REF	200315AA
	Price group	D1/5
F	REF	200314AA
	Price group	D1/5

G847 Flat End Taper



ISO Ø 1/10 mm	012	014	016	018	025	028
Head L in mm	8	8	8	8	8	8

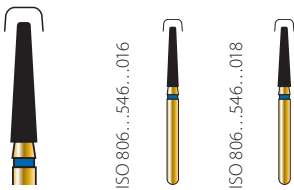
FG/ISO 314

MLX	REF		200327AA	200330AA	200333AA	200335AA	
	Price group		D2/5	D2/5	D2/5	D2/5	
ML	REF	200324AA	200326AA	200329AA	200332AA	200334AA	200336AA
	Price group	D1/5	D1/5	D1/5	D1/5	D2/5	D2/5
F	REF		200325AA	200328AA			
	Price group		D1/5	D1/5			

FGSS/ISO 313

ML	REF		200317AA			
	Price group		D3/5			

G847R Rounded Edge Taper



ISO 806...546...016


ISO 806...546...018

ISO Ø 1/10 mm	016	018
Head L in mm	8	8

FG/ISO 314

ML	REF	200338AA	200760AA
	Price group	D1/5	D1/5
F	REF	200337AA	200759AA
	Price group	D1/5	D1/5

G848 Flat End Taper

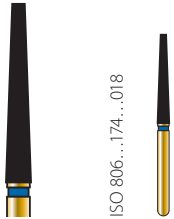


ISO Ø 1/10 mm	012	014	016	018	023	031
Head L in mm	10	10	10	10	10	10

FG/ISO 314

MLX	REF		200345AA	200348AA	200351AA	200355AA	200358AA
	Price group		D2/5	D2/5	D2/5	D2/5	D2/5
ML	REF	200342AA	200344AA	200347AA	200350AA	200354AA	200357AA
	Price group	D1/5	D1/5	D1/5	D1/5	D2/5	D2/5
F	REF		200343AA	200346AA			
	Price group		D1/5	D1/5			

G848L Flat End Taper Long



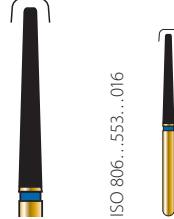
ISO 806...174...018

ISO Ø 1/10 mm	018
Head L in mm	12

FG/ISO 314

ML	REF	200360AA
	Price group	D1/5

G848R Rounded Edge Taper



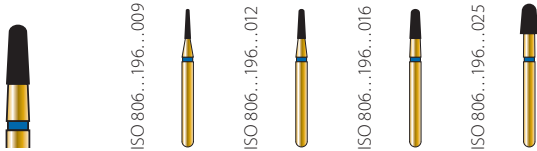
ISO 806...553...016

ISO Ø 1/10 mm	016
Head L in mm	10

FG/ISO 314

ML	REF	200762AA
	Price group	D1/5
F	REF	200761AA
	Price group	D1/5

G849 Round End Taper



ISO 806...196...009

ISO 806...196...012

ISO 806...196...016


ISO 806...196...025

ISO Ø 1/10 mm	009	012	016	025
Head L in mm	4	4	4	4

FG/ISO 314

MLX	REF				200366AA
	Price group				D2/5
ML	REF	200362AA	200363AA	200364AA	200365AA
	Price group	D1/5	D1/5	D1/5	D1/5

G850 Round End Taper

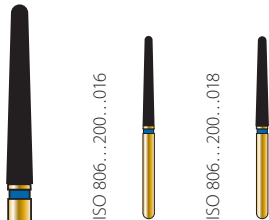


ISO Ø 1/10 mm	012	014	016	018	018	023
Head L in mm	10	10	10	10	8	10

FG/ISO 314

MLX	REF			200376AA	200379AA	200382AA	
	Price group			D2/5	D2/5	D2/5	
ML	REF	200372AA	200374AA	200375AA	200378AA	200381AA	200383AA
	Price group	D1/5	D1/5	D1/5	D1/5	D1/5	D2/5
F	REF	200371AA	200373AA		200377AA	200380AA	
	Price group	D1/5	D1/5		D1/5	D1/5	

G850L Round End Taper Long

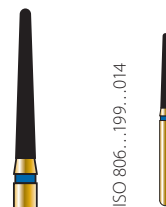


ISO Ø 1/10 mm	016	018
Head L in mm	12	12

FG/ISO 314

ML	REF	200387AA	200388AA
	Price group	D1/5	D1/5
F	REF	200386AA	
	Price group	D1/5	

G850N Round End Taper Narrow




ISO Ø 1/10 mm	014
Head L in mm	10

FG/ISO 314

ML	REF	200389AA
	Price group	D1/5

G851 Round End Taper with Safe End



ISO Ø 1/10 mm	012	016
Head L in mm	8	8

FG/ISO 314

ML	REF	200390AA	200391AA
	Price group	D1/5	D1/5

G852 Needle




ISO Ø 1/10 mm	010	012	014	016
Head L in mm	6	6	6	6

FG/ISO 314

ML	REF	200396AA	200398AA	200401AA	200403AA
	Price group	D1/5	D1/5	D1/5	D1/5
F	REF		200397AA		200402AA
	Price group		D1/5		D1/5
XF	REF		200400AA		200405AA
	Price group		D1/5		D1/5
UF	REF		200399AA		200404AA
	Price group		D1/5		D1/5

G853 Needle



ISO Ø 1/10 mm	008
Head L in mm	3.5

FG/ISO 314

ML	REF	200406AA
	Price group	D1/5
XF	REF	200408AA
	Price group	D1/5
UF	REF	200407AA
	Price group	D1/5

G855 Round End Taper



ISO Ø 1/10 mm	010	012	014	016
Head L in mm	6	6	6	6

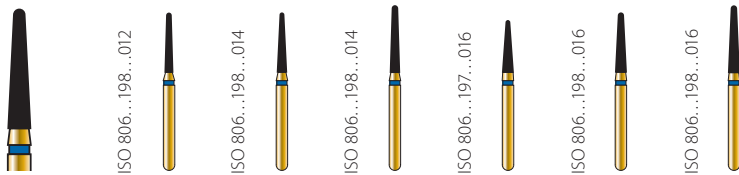
FG/ISO 314

MLX	REF		200417AA		
	Price group		D2/5		
ML	REF	200413AA	200414AA	200416AA	200418AA
	Price group	D1/5	D1/5	D1/5	D1/5

FGSS/ISO 313

ML	REF	200409AA	200411AA	200412AA
	Price group	D3/5	D3/5	D3/5

G856 Round End Taper



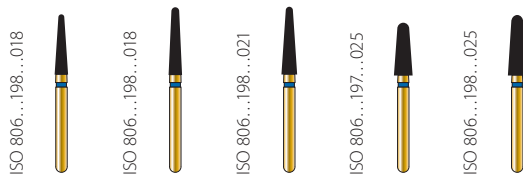
ISO Ø 1/10 mm	012	014	014	016	016	016
Head L in mm	8	8	9	7	8	9

FG/ISO 314

MLX	REF			200437AA	200440AA	200443AA	200445AA
	Price group			D2/5	D2/5	D2/5	D2/5
ML	REF	200433AA	200435AA	200436AA	200439AA	200442AA	200444AA
	Price group	D1/5	D1/5	D1/5	D1/5	D1/5	D1/5
F	REF		200434AA		200438AA	200441AA	
	Price group		D1/5		D1/5	D1/5	
XF	REF						60019344
	Price group						D1/5

FGSS/ISO 313

ML	REF					200423AA	200425AA
	Price group					D3/5	D3/5



ISO Ø 1/10 mm	018	018	021	025	025
Head L in mm	8	9	9	7	8


FG/ISO 314

MLX	REF	200448AA	200451AA	200454AA	200457AA	
	Price group	D2/5	D2/5	D2/5	D2/5	
ML	REF	200447AA	200450AA	200453AA	200456AA	200864AA
	Price group	D1/5	D1/5	D2/5	D2/5	D2/5
F	REF	200446AA	200449AA	200452AA	200455AA	
	Price group	D1/5	D1/5	D2/5	D2/5	
XF	REF		60019345	60019346		
	Price group		D1/5	D2/5		

FGSS/ISO 313

ML	REF	200427AA				
	Price group	D3/5				
F	REF				200432AA	
	Price group				D3/5	

G856L Round End Taper Long

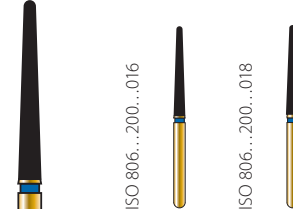


ISO Ø 1/10 mm	012	014	016	018	018
Head L in mm	10	10	10	10	11

FG/ISO 314

MLX	REF			200465AA	200468AA	200471AA
	Price group			D2/5	D2/5	D2/5
ML	REF	200461AA	200462AA	200464AA	200467AA	200470AA
	Price group	D1/5	D1/5	D1/5	D1/5	D1/5
F	REF				200466AA	200469AA
	Price group				D1/5	D1/5

G856XL Round End Taper Extra Long




ISO Ø 1/10 mm	016	018
Head L in mm	12	12

FG/ISO 314

ML	REF	200485AA	200486AA
	Price group	D1/5	D1/5

G856N Round End Taper Long Narrow




ISO Ø 1/10 mm	014	016
Head L in mm	8	8

FG/ISO 314

MLX	REF	200477AA	
	Price group	D2/5	
ML	REF	200476AA	200480AA
	Price group	D1/5	D1/5

G858 Needle



ISO Ø 1/10 mm	012	014	016
Head L in mm	8	8	8


FG/ISO 314

ML	REF	200491AA	200495AA	200499AA
	Price group	D1/5	D1/5	D1/5
F	REF	200490AA	200494AA	200498AA
	Price group	D1/5	D1/5	D1/5
XF	REF	200493AA	200497AA	
	Price group	D1/5	D1/5	
UF	REF	200492AA		
	Price group	D1/5		

FGSS/ISO 313

ML	REF	200487AA	200488AA
	Price group	D3/5	D3/5

G859 Needle




ISO Ø 1/10 mm	010	012	014	014	016	018	021	024
Head L in mm	10	10	9	10	10	10	10	10

FG/ISO 314

ML	REF	200503AA	200507AA		200509AA	200512AA	200514AA	200518AA	200520AA
	Price group	D1/5	D1/5		D1/5	D1/5	D1/5	D2/5	D2/5
F	REF	200502AA	200506AA		200508AA		200513AA		200519AA
	Price group	D1/5	D1/5		D1/5		D1/5		D2/5
XF	REF	200505AA		200930AA	200511AA		200517AA		200522AA
	Price group	D1/5		D1/5	D1/5		D1/5		D2/5
UF	REF	200504AA			200510AA		200516AA		200521AA
	Price group	D1/5			D1/5		D1/5		D2/5

G860 Flame



ISO Ø 1/10 mm	012	012	012	014
Head L in mm	5	6.5	10	5

FG/ISO 314

ML	REF	200526AA	200529AA		200531AA
	Price group	D1/5	D1/5		D1/5
F	REF	200525AA			200530AA
	Price group	D1/5			D1/5
XF	REF	200527AA			200532AA
	Price group	D1/5			D1/5
UF	REF			60013866	
	Price group			D3/5	

G862 Flame



ISO Ø 1/10 mm	010	012	014	016
Head L in mm	8	8	8	8


FG/ISO 314

MLX	REF			200551AA	
	Price group			D2/5	
ML	REF	200540AA	200544AA	200548AA	200550AA
	Price group	D1/5	D1/5	D1/5	D1/5
F	REF	200539AA	200543AA	200547AA	200549AA
	Price group	D1/5	D1/5	D1/5	D1/5
XF	REF	200542AA	200546AA		200553AA
	Price group	D1/5	D1/5		D1/5
UF	REF	200541AA	200545AA		200552AA
	Price group	D1/5	D1/5		D1/5

FGSS/ISO 313

ML	REF	200534AA		
	Price group	D3/5		

G863 Flame




ISO Ø 1/10 mm	012	014	016
Head L in mm	10	10	10

FG/ISO 314

MLX	REF			200569AA
	Price group			D2/5
ML	REF	200560AA	200564AA	200568AA
	Price group	D1/5	D1/5	D1/5
F	REF	200559AA	200563AA	200567AA
	Price group	D1/5	D1/5	D1/5
XF	REF	200562AA		200570AA
	Price group	D1/5		D1/5
UF	REF	200561AA		
	Price group	D1/5		

G864 Flame




ISO Ø 1/10 mm	014
Head L in mm	12

FG/ISO 314

ML	REF	200573AA
	Price group	D1/5
F	REF	200572AA
	Price group	D1/5
UF	REF	60013776
	Price group	D3/5

G868 Round End Taper

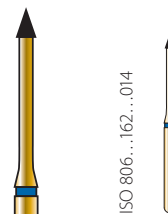


ISO Ø 1/10 mm	014
Head L in mm	8

FG/ISO 314

ML	REF	200575AA
	Price group	D1/5

G873 Pointed End Taper




ISO Ø 1/10 mm	014
Head L in mm	2

FG/ISO 314

ML	REF	200577AA
	Price group	D1/5

G874 Torpedo




ISO Ø 1/10 mm	008	010	012
Head L in mm	3	2	2

FG/ISO 314

ML	REF		200580AA	200583AA
	Price group		D1/5	D1/5
XF	REF	200921AA		200584AA
	Price group	D1/5		D1/5

G876 Torpedo



ISO Ø 1/10 mm	010
Head L in mm	5

FG/ISO 314

ML	REF	200585AA
	Price group	D1/5

G877 Torpedo



ISO Ø 1/10 mm	010	012
Head L in mm	6	6


FG/ISO 314

ML	REF	200590AA	200592AA
	Price group	D1/5	D1/5
F	REF	200589AA	
	Price group	D1/5	

FGSS/ISO 313

ML	REF	200586AA	
	Price group	D3/5	

G877K Tapered Torpedo




ISO Ø 1/10 mm	012	014	016	018	021
Head L in mm	6	6	6	6	6

FG/ISO 314

MLX	REF			200606AA	200609AA	200611AA
	Price group			D2/5	D2/5	D2/5
ML	REF	200602AA	200604AA	200605AA	200608AA	200610AA
	Price group	D1/5	D1/5	D1/5	D1/5	D2/5

G878 Torpedo



ISO Ø 1/10 mm	010	012	014	016
Head L in mm	8	8	8	8

FG/ISO 314

ML	REF	200615AA	200617AA	200619AA	200620AA
	Price group	D1/5	D1/5	D1/5	D1/5
F	REF	200614AA	200616AA		
	Price group	D1/5	D1/5		

FGSS/ISO 313

ML	REF		200613AA		
	Price group		D3/5		

G878K Tapered Torpedo



ISO Ø 1/10 mm	010	012	014	016	018	021
Head L in mm	8	8	8	8	8	8

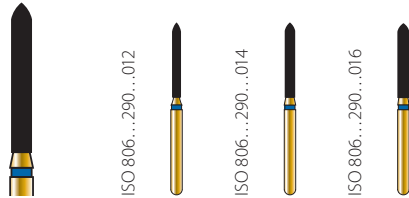
FG/ISO 314

MLX	REF			200636AA	200639AA	200642AA	200645AA
	Price group			D2/5	D2/5	D2/5	D2/5
ML	REF	200631AA	200633AA	200635AA	200638AA	200641AA	200644AA
	Price group	D1/5	D1/5	D1/5	D1/5	D1/5	D2/5
F	REF	200630AA	200632AA	200634AA	200637AA	200640AA	200643AA
	Price group	D1/5	D1/5	D1/5	D1/5	D1/5	D2/5

FGSS/ISO 313

ML	REF	200621AA	200622AA	200623AA	200625AA	200627AA	
	Price group	D3/5	D3/5	D3/5	D3/5	D3/5	

G879 Torpedo




ISO Ø 1/10 mm	012	014	016
Head L in mm	10	10	10

FG/ISO 314

MLX	REF		200654AA	
	Price group		D2/5	
ML	REF	200651AA	200653AA	200655AA
	Price group	D1/5	D1/5	D1/5
F	REF	200650AA	200652AA	
	Price group	D1/5	D1/5	

G879K Tapered Torpedo



ISO Ø 1/10 mm	012	014	016	018	021
Head L in mm	10	10	10	10	10

FG/ISO 314

MLX	REF			200668AA	200671AA	200675AA
	Price group			D2/5	D2/5	D2/5
ML	REF	200660AA	200664AA	200667AA	200670AA	200674AA
	Price group	D1/5	D1/5	D1/5	D1/5	D2/5
F	REF				200669AA	
	Price group				D1/5	

G880 Round End Cylinder



ISO Ø 1/10 mm	012	014
Head L in mm	6	6

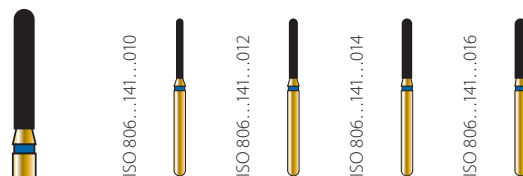
FG/ISO 314

MLX	REF		200684AA
	Price group		D2/5
ML	REF	200680AA	200683AA
	Price group	D1/5	D1/5
F	REF	200679AA	
	Price group	D1/5	

FGSS/ISO 313

MLX	REF		200678AA
	Price group		D3/5
ML	REF	200676AA	
	Price group	D3/5	

G881 Round End Cylinder



ISO Ø 1/10 mm	010	012	014	016
Head L in mm	8	8	8	8


FG/ISO 314

MLX	REF			200696AA	200699AA
	Price group			D2/5	D2/5
ML	REF	200691AA	200693AA	200695AA	200698AA
	Price group	D1/5	D1/5	D1/5	D1/5
F	REF		200692AA	200694AA	200697AA
	Price group		D1/5	D1/5	D1/5

FGSS/ISO 313

ML	REF	200685AA		200687AA	200689AA
	Price group	D3/5		D3/5	D3/5

G882 Round End Cylinder




ISO Ø 1/10 mm	012	014
Head L in mm	10	10

FG/ISO 314

ML	REF	200701AA	200702AA
	Price group	D1/5	D1/5
F	REF	200700AA	
	Price group	D1/5	

G884 Beveled Cylinder




ISO Ø 1/10 mm	012
Head L in mm	6

FG/ISO 314

ML	REF	200705AA
	Price group	D1/5
F	REF	200704AA
	Price group	D1/5

G885 Beveled Cylinder

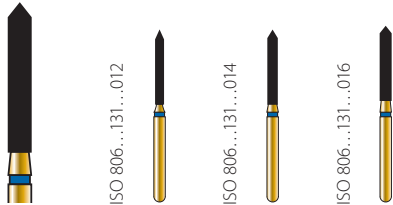


ISO Ø 1/10 mm	012	014
Head L in mm	8	8

FG/ISO 314

MLX	REF		200715AA
	Price group		D2/5
ML	REF	200711AA	200714AA
	Price group	D1/5	D1/5
F	REF	200710AA	200713AA
	Price group	D1/5	D1/5

G886 Beveled Cylinder




ISO Ø 1/10 mm	012	014	016
Head L in mm	10	10	10

FG/ISO 314

MLX	REF		200723AA	200726AA
	Price group		D2/5	D2/5
ML	REF	200719AA	200722AA	200725AA
	Price group	D1/5	D1/5	D1/5
F	REF	200718AA	200721AA	200724AA
	Price group	D1/5	D1/5	D1/5

G886K Beveled Taper




ISO Ø 1/10 mm	018
Head L in mm	9.5

FG/ISO 314

ML	REF	200730AA
	Price group	D1/5

G889 Flame



ISO Ø 1/10 mm	009
Head L in mm	3.5

FG/ISO 314

ML	REF	200733AA
	Price group	D1/5
F	REF	200732AA
	Price group	D1/5
XF	REF	200734AA
	Price group	D1/5

FGXL/ISO 316

F	REF	200794AA
	Price group	D3/5

G893 Round End Taper




ISO 806...267...014

ISO Ø 1/10 mm	014
Head L in mm	7

RA/ISO 206

ML	REF	200787AA
	Price group	D3/5
F	REF	200786AA
	Price group	D3/5
UF	REF	200788AA
	Price group	D3/5

G893L Round End Taper Long



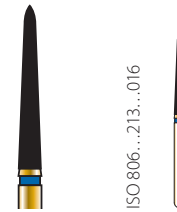
ISO 806...268...014

ISO Ø 1/10 mm	014
Head L in mm	7

RA/ISO 206

ML	REF	200790AA
	Price group	D3/5
F	REF	200789AA
	Price group	D3/5
UF	REF	200791AA
	Price group	D3/5

G898 Tapered Torpedo



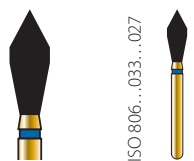
ISO 806...213...016

ISO Ø 1/10 mm	016
Head L in mm	11

FG/ISO 314

ML	REF	200736AA
	Price group	D1/5

G899 Occlusal Reduction




ISO 806...033...027

ISO Ø 1/10 mm	027
Head L in mm	7

FG/ISO 314

ML	REF	200737AA
	Price group	D4/5

G905 Acorn



ISO 806...017...023

ISO 806...017...027

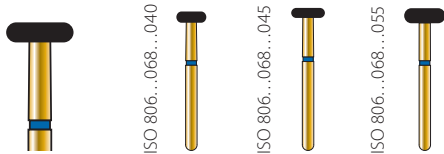
ISO 806...017...031

ISO Ø 1/10 mm	023	027	031
Head L in mm	2.7	2.9	3.1

FG/ISO 314

ML	REF	200742AA	200745AA
	Price group	D4/5	D4/5
F	REF	200738AA	200741AA
	Price group	D4/5	D4/5
UF	REF	200744AA	200747AA
	Price group	D4/5	D4/5

G909 Wheel




ISO Ø 1/10 mm	040	045	055
Head L in mm	1.5	1.5	2

FG/ISO 314

MLX	REF	200752AA	200754AA	200757AA
	Price group	D4/1	D4/1	D4/1
ML	REF	200751AA	200753AA	200756AA
	Price group	D4/1	D4/1	D4/1

G368 Bud



ISO Ø 1/10 mm	014	016	018	020	023
Head L in mm	5	3.5	4	5	5

FG/ISO 314

MLX	REF				200016AA	
	Price group				D2/5	
ML	REF		200005AA	200009AA	200011AA	200015AA
	Price group		D1/5	D1/5	D2/5	D2/5
F	REF		200004AA		200010AA	200014AA
	Price group		D1/5		D2/5	D2/5
XF	REF		200007AA		200013AA	200018AA
	Price group		D1/5		D2/5	D2/5
UF	REF		200006AA		200012AA	200017AA
	Price group		D1/5		D2/5	D2/5


FGSS/ISO 313

ML	REF				200002AA
	Price group				D3/5

RA/ISO 206

ML	REF	200781AA			
	Price group	D3/5			
F	REF	200780AA			
	Price group	D3/5			
UF	REF	200782AA			
	Price group	D3/5			

G368L Bud Long



ISO 806...259...014

ISO Ø 1/10 mm	014
Head L in mm	5

RA/ISO 206

ML	REF	200784AA
	Price group	D3/5
F	REF	200783AA
	Price group	D3/5
UF	REF	200785AA
	Price group	D3/5

G379 Egg



ISO 806...277...014

ISO 806...277...016

ISO 806...277...018

ISO 806...277...023

ISO 806...277...023

ISO Ø 1/10 mm	014	016	018	023	023
Head L in mm	3	3.5	3.5	4.2	5


FG/ISO 314

MLX	REF				200036AA	200039AA
	Price group				D2/5	D2/5
ML	REF	200025AA	200030AA	200033AA		200038AA
	Price group	D1/5	D1/5	D1/5		D2/5
F	REF	200024AA	200029AA		200034AA	200037AA
	Price group	D1/5	D1/5		D2/5	D2/5
XF	REF	200026AA	200031AA			200041AA
	Price group	D1/5	D1/5			D2/5
UF	REF					200040AA
	Price group					D2/5

FGSS/ISO 313

ML	REF					200022AA
	Price group					D3/5

G390 Grenade



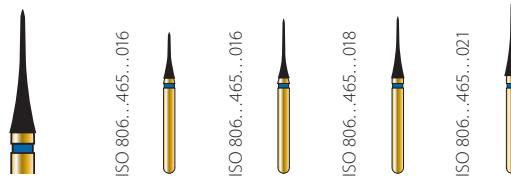
ISO 806...270...014

ISO Ø 1/10 mm	014
Head L in mm	3

FG/ISO 314

ML	REF	200044AA
	Price group	D1/5
F	REF	200043AA
	Price group	D1/5
XF	REF	200046AA
	Price group	D1/5
UF	REF	200045AA
	Price group	D1/5

G392 Interproximal



ISO 806...465...016

ISO 806...465...016

ISO 806...465...018

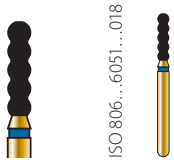
ISO 806...465...021

ISO Ø 1/10 mm	016	016	018	021
Head L in mm	6	8	8	10

FG/ISO 314

ML	REF	200048AA	200051AA	200053AA	200056AA
	Price group	D1/5	D1/5	D1/5	D2/5
F	REF	200047AA	200050AA		
	Price group	D1/5	D1/5		

G6051 Cylinder




ISO 806...6051...018

ISO Ø 1/10 mm	018
Head L in mm	6

FG/ISO 314

MLX	REF	200059AA
	Price group	D3/5
ML	REF	200058AA
	Price group	D3/5

G6052 Cylinder




ISO 806...6052...018

ISO Ø 1/10 mm	018
Head L in mm	8

FG/ISO 314

MLX	REF	200061AA
	Price group	D3/5
ML	REF	200060AA
	Price group	D3/5

G6053 Cylinder



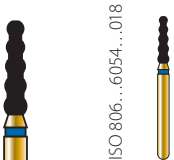
ISO 806...6053...018

ISO Ø 1/10 mm	018
Head L in mm	10

FG/ISO 314

MLX	REF	200063AA
	Price group	D3/5
ML	REF	200062AA
	Price group	D3/5

G6054 Taper




ISO 806...6054...018

ISO Ø 1/10 mm	018
Head L in mm	6

FG/ISO 314

MLX	REF	200065AA
	Price group	D3/5
ML	REF	200064AA
	Price group	D3/5

G6055 Taper




ISO 806...6055...018

ISO Ø 1/10 mm	018
Head L in mm	8

FG/ISO 314

MLX	REF	200069AA
	Price group	D3/5
ML	REF	200068AA
	Price group	D3/5

G6056 Taper



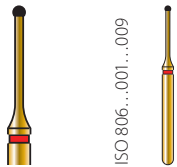
ISO 806...6056...018

ISO Ø 1/10 mm	018
Head L in mm	10

FG/ISO 314

MLX	REF	200071AA
	Price group	D3/5
ML	REF	200070AA
	Price group	D3/5

G801M Round



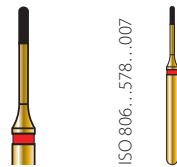
ISO 806...001...009

ISO Ø 1/10 mm	009
Head L in mm	0.6

FG/ISO 314

E	REF	200975AA
	Price group	D3/5

G838M Round End Cylinder




ISO 806...578...007

ISO Ø 1/10 mm	007
Head L in mm	2.4

FG/ISO 314

F	REF	200976AA
	Price group	D3/5

G889M Flame




ISO 806...262...007

ISO Ø 1/10 mm	007
Head L in mm	2.4

FG/ISO 314

E	REF	200977AA
	Price group	D3/5

G856P Round End Taper with Pin



ISO 806...508...018


ISO 806...508...021

ISO Ø 1/10 mm	018	021
Head L in mm	8	8

FG/ISO 314

ML	REF	215606AA	215609AA
	Price group	D4/5	D4/5

G878KP Tapered Torpedo with Pin



ISO 806...508...018

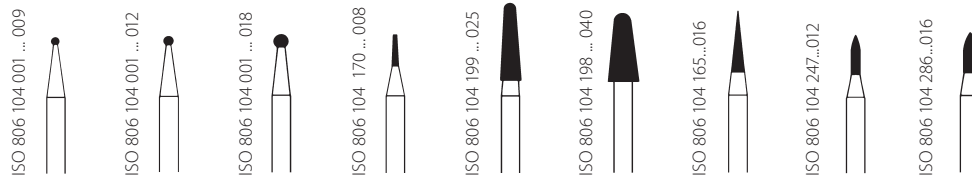
ISO 806...508...021

ISO Ø 1/10 mm	018	021
Head L in mm	8	8

FG/ISO 314

ML	REF	215615AA	215618AA
	Price group	D4/5	D4/5
F	REF	215614AA	215617AA
	Price group	D4/5	D4/5

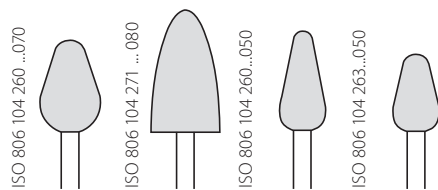
HP Diamond instruments



Head Shape	801	801	801	845	850	850	858	860	890
ISO Ø 1/10 mm	009	012	018	008	025	040	016	012	016
Head L in mm				4	10.0	9.0	8.0	5.0	3.5

ML	REF	240028AA	240031AA	240036AA	240104AA	240123AA	240125AA	240136AA	240143AA	
	Price group	DHP2/6	DHP2/6	DHP2/6	DHP2/6	DHP2/6	DHP2/3	DHP2/6	DHP2/6	
F	REF								240142AA	240161AA
	Price group								DHP2/6	DHP2/6

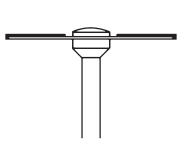
HP Diamond instruments



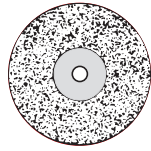
Head Shape	369	421	893	894
ISO Ø 1/10 mm	070	080	050	050
Head L in mm	12.0	16.0	13.0	10.0

MLX	REF		240016AA	240023AA	240024AA
	Price group		DHP1/1	DHP1/1	DHP1/1
ML	REF	240001AA			240012AA
	Price group	DHP1/1			DHP1/1

HP Diamond Discs



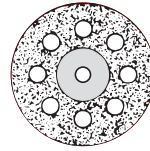
ISO 806 104 347...190



ISO 806 104 347...220



ISO 806 104 352...190



ISO 806 104 352...220

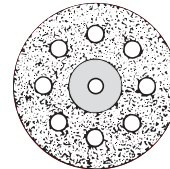
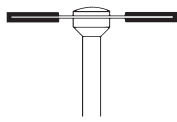


Fig. No.		916	916	918	918PF	918PF
ISO Ø 1/10 mm		190	220		190	220
Thickness (mm)		0.35	0.35	0.2	0.2	0.2
Standard (90µm)	REF	242028AA	242029AA			
Flex (75 µm)	REF			242037AA	242042AA	242043AA
	Price group	DHP3/1	DHP3/1	DHP3/1	DHP4/1	DHP4/1



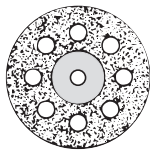
ISO 806 104 345...220



ISO 806 104 345...190



ISO 806 104 350...190



ISO 806 104 350...220

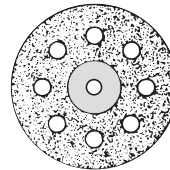
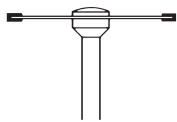
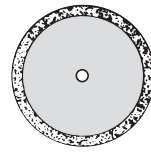


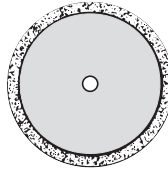
Fig. No.		918D	914D	918D	914D	918DPF	918DPF
ISO Ø 1/10 mm		190		220		190	220
Thickness (mm)		0.25	0.15	0.25	0.15	0.25	0.25
Flex (75 µm)	REF	242038AA		242039AA		242040AA	242041AA
Superflex (45µm)	REF		242023AA		242024AA		
	Price group	DHP3/1	DHP3/1	DHP3/1	DHP3/1	DHP4/1	DHP4/1



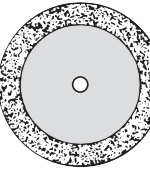
ISO 806 104 321...190



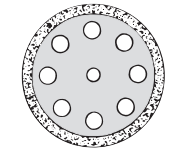
ISO 806 104 321...220



ISO 806 104 321...220



ISO 806 104 332...190



ISO 806 104 332...220

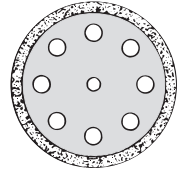


Fig. No.		910	911	911	910D	911D	911PF	910PF	911PF
ISO Ø 1/10 mm		190		220	220		190	220	
Thickness (mm)		0.45	0.25	0.25	0.45	0.25	0.25	0.45	0.25
Standard (90µm)	REF	242002AA			242004AA			242006AA	
Flex (75 µm)	REF		242007AA	242008AA		242009AA	242010AA		242011AA
	Price group	DHP3/1	DHP3/1	DHP3/1	DHP3/1	DHP3/1	DHP4/1	DHP4/1	DHP4/1

HP Diamond Discs



Fig. No.	914	914UX	914	914UX	914	914UX
ISO Ø 1/10 mm	160		190		220	
Thickness (mm)	0.15	0.12	0.15	0.12	0.15	0.12

Superflex (45µm)	REF	242020AA		242021AA		242022AA	
Ultraflex (30µm)	REF		242025AA		242026AA		242027AA
	Price group	DHP3/1	DHP4/1	DHP3/1	DHP4/1	DHP3/1	DHP4/1



Fig. No.	357
ISO Ø 1/10 mm	220
Thickness (mm)	0.15

Superflex (45µm)	REF	242000AA
	Price group	DHP3/1

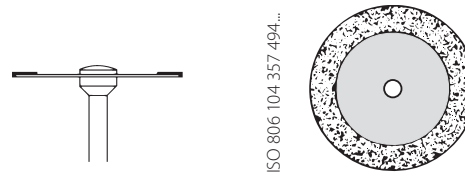


Fig. No.	912UX	912UX
ISO Ø 1/10 mm	190	220
Thickness (mm)	0.08	0.08

Ultraflex (30µm)	REF	242014AA	242015AA
	Price group	DHP4/1	DHP4/1

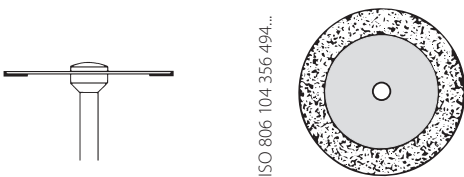



Fig. No.	913UX	913UX
ISO Ø 1/10 mm	190	220
Thickness (mm)	0.08	0.08

Ultraflex (30µm)	REF	242018AA	242019AA
	Price group	DHP4/1	DHP4/1

DIAMOND

DISCS



Speedster

Metal Cutting

Carbides

Preparation



DIATECH® Speedster

DIATECH Speedster carbide burs offer the perfect mix of power and precision for your procedural needs aiding in reduced preparation and chair time.

Advanced designs and aggressive rake angles provide the means to create a longer lasting, concentric, smoother cutting instrument that rapidly reduces materials such as amalgam, gold, porcelain, enamel and PFM. Speedster carbide burs provide excellent advantages which optimize cutting speed, lessen vibration, dampen chatter, and control heat aiding in the prevention of tooth structure damage.

DIATECH Speedster LongHead preparation and bulk reduction burs offer familiar diamond bur shapes in a carbide bur construction. These shapes include Football (379), Flat End Taper (847), and Round End Taper (856). The long 8mm head lengths of the 847 and 856 are ideal for Chamfer and Shoulder preparation while the dimension of the 379 are perfect for occlusal/lingual reductions.

DIATECH Speedster—power and precision when it is needed most.

DIATECH® Carbide burs

DIATECH Carbide burs offer an unparalleled concentric design reducing chatter and minimizing vibrations.

Computer-aided design is at the heart of creating precision crafted carbide burs. Multi-axial grinding processes implement carefully designed angulations, flute depths, rake angles, and blading for optimal geometry and cutting performance.

DIATECH offers a comprehensive array of high quality precision Carbide burs from Metal Cutting, Crown and Bridge, Operative and Surgical, Endo, and Trimming & Finishing burs.

NO. PRODUCT NAME

SPEEDSTER

S1	Round Cross Cut	57
S2	Inverted Cone Cross Cut	57
S3	Pear Cross Cut	57
S4	Cylinder Cross Cut	57
S5	Round End Cylinder Cross Cut	58
S6	Flat End Taper Cross Cut	58
S379	Egg Cross Cut	58
S847	Flat End Taper Cross Cut	58
S856	Round End Taper Long Cross Cut	58

OPERATIVE BURS, 6-8 BLADED

C1	Round	59
C2	Inverted Cone	59
C7	Pear	59
C7L	Pear Long	60
C21	Cylinder	60
C21L	Cylinder Long	60
C21R	Round End Cylinder	60
C23	Flat End Taper	60
C23L	Flat End Taper Long	61
C23R	Round End Taper	61
C23RL	Round End Taper Long	61
C31	Cylinder Cross Cut	61
C31L	Cylinder Long Cross Cut	61
C31R	Round End Cylinder Cross Cut	62
C33	Flat End Taper Cross Cut	62
C33L	Flat End Taper Long Cross Cut	62
C207	End Cutting Cylinder	62
C245	Pear	62

TRIMMING AND FINISHING BURS, 12 BLADED

C41	Round	63
C46	Flame	63
C50	Interproximal	63
C132	Side Cutting Taper	63
C133	Side Cutting Taper	63
C135	Side Cutting Taper	64
C246	Needle	64
C247	Grenade	64
C282K	Tapered Torpedo	64
C375R	Round End Taper	64
C378	Flat End Taper	65
C379	Egg	65

FINE FINISHING BURS, 30 BLADED

CF41	Round	66
CF135	Side Cutting Taper	66
CF246	Needle Long	66
CF375	Side Cutting Taper	66
CF379	Egg	66

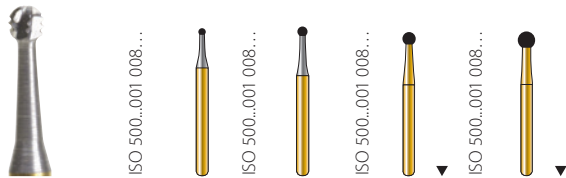
FINE CROSS CUT BURS

CC17	Pear Cross Cut	67
CX21R	Round End Cylinder Cross Cut	67
CX23R	Round End Taper Cross Cut	67
CC31L	Cylinder Long Cross Cut	67
CC31R	Cylinder Convex End Cross Cut	67
CC31RL	Cylinder Convex End Long Cross Cut	67
CC36R	Round End Cylinder Cross Cut	68
CC36RL	Round End Cylinder Long Cross Cut	68

ENDO ACCESS BURS

CE	Endo Access Taper	68
----	-------------------	----

S1 Round Cross Cut

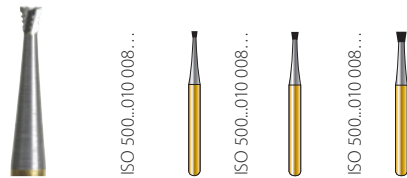


ISO Ø 1/10 mm	010	014	018	023
Head L in mm				
US No.	2G	4G	6G	8G

FG/ISO 314

10 pcs	REF	237000AA	237001AA	237002AA	237003AA
	Price group	C2/5	C2/5	C2/5	C2/5
5 pcs	REF	237100AA	237101AA	237102AA	237103AA
	Price group	C2/10	C2/10	C2/10	C2/10

S2 Inverted Cone Cross Cut

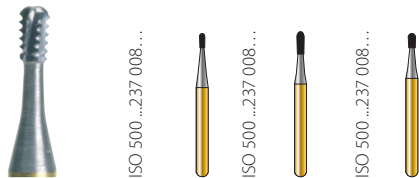


ISO Ø 1/10 mm	008	010	014
Head L in mm	1	1	1.4
US No.	34G	35G	37G

FG/ISO 314

10 pcs	REF	237004AA	237005AA	237006AA
	Price group	C2/5	C2/5	C2/5
5 pcs	REF	237104AA	237105AA	237106AA
	Price group	C2/10	C2/10	C2/10

S3 Pear Cross Cut



ISO Ø 1/10 mm	008	008	010
Head L in mm	2	3	2
US No.	330G	245G	331G

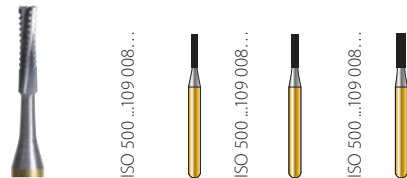
FG/ISO 314

10 pcs	REF	237007AA	237009AA	237008AA
	Price group	C2/5	C2/5	C2/5
5 pcs	REF	237107AA	237109AA	237108AA
	Price group	C2/10	C2/10	C2/10

FGSS/ISO 313

5 pcs	REF	237017AA	237018AA
	Price group	C2/5	C2/5

S4 Cylinder Cross Cut



ISO Ø 1/10 mm	009	010	012
Head L in mm	4	4	4
US No.	556G	557G	558G

FG/ISO 314


10 pcs	REF	237010AA	237011AA	237012AA
	Price group	C2/5	C2/5	C2/5
5 pcs	REF	237110AA	237111AA	237112AA
	Price group	C2/10	C2/10	C2/10

FGSS/ISO 313

5 pcs	REF	237020AA	
	Price group	C2/5	

▼ Two-piece design

S5 Round End Cylinder Cross Cut



ISO Ø 1/10 mm	010	012
Head L in mm	4	4
US No.	1557G	1558G


FG/ISO 314

5 pcs	REF	237013AA	237014AA
	Price group	C2/5	C2/5
10 pcs	REF	237113AA	237114AA
	Price group	C2/10	C2/10

FGSS/ISO 313

5 pcs	REF	237021AA	237022AA
	Price group	C2/5	C2/5
10 pcs	REF		237122AA
	Price group		C2/10

S6 Flat End Taper Cross Cut



ISO Ø 1/10 mm	012	016
Head L in mm	4	4
US No.	701G	702G

FG/ISO 314

5 pcs	REF	237015AA	237016AA
	Price group	C2/5	C2/5
10 pcs	REF	237115AA	237116AA
	Price group	C2/10	C2/10

S379 Egg Cross Cut



ISO Ø 1/10 mm	023*
Head L in mm	4
US No.	379

FG/ISO 314

5 pcs	REF	237023AA
	Price group	C3/5

S847 Flat End Taper Cross Cut

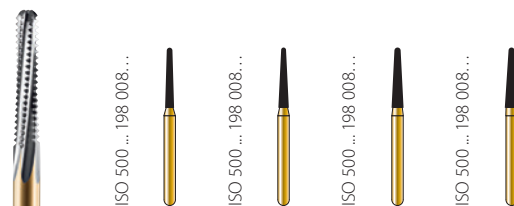


ISO Ø 1/10 mm	012	014	016	018
Head L in mm	8	8	8	8
US No.	847	847	847	847

FG/ISO 314

5 pcs	REF	237030AA	237031AA	237024AA	237025AA
	Price group	C3/5	C3/5	C3/5	C3/5

S856 Round End Taper Long Cross Cut



ISO Ø 1/10 mm	012	014	016	018
Head L in mm	8	8	8	8
US No.	856	856	856	856

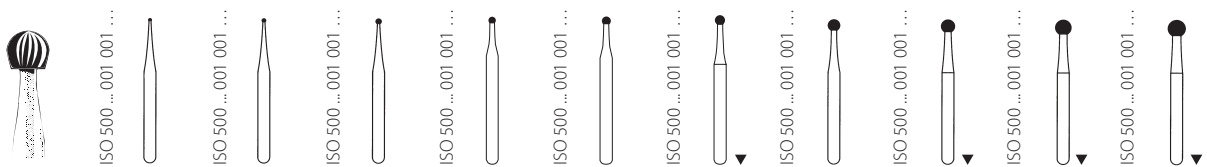
FG/ISO 314

5 pcs	REF	237028AA	237029AA	237026AA	237027AA
	Price group	C3/5	C3/5	C3/5	C3/5

▼ Two-piece design

Operative burs, 6–8 Bladed

C1 Round



ISO Ø 1/10 mm	005	006	008	010	012	014	016	018	021	023
Head L in mm										
US No.	1/4	1/2	1	2	3	4	5	6	7	8

FG/ISO 314

5 pcs	REF	235000AA	235001AA	235002AA	235003AA	235004AA	235005AA	235006AA	235007AA	235008AA	235009AA
	Price group	C1/5	C1/5	C1/5	C1/5	C1/5	C1/5	C1/5	C1/5	C1/5	C1/5
10 pcs	REF					235504AA					
	Price group					C1/10					

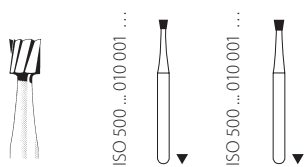
RA/ISO 204

5 pcs	REF		235148AA	235149AA	235150AA	235151AA	235152AA	235153AA	235154AA	235179AA	235155AA
	Price group		CS1/5	CS1/5	CS1/5	CS1/5	CS1/5	CS1/5	CS1/5	CS1/5	CS1/5
10 pcs	REF				235650AA	235651AA	235652AA	235653AA	235654AA	235679AA	235655AA
	Price group				CS1/10	CS1/10	CS1/10	CS1/10	CS1/10	CS1/10	CS1/10

FGXL/316

1 pcs	REF		235144AA		235145AA						
	Price group		CS2/1		CS2/1						

C2 Inverted Cone

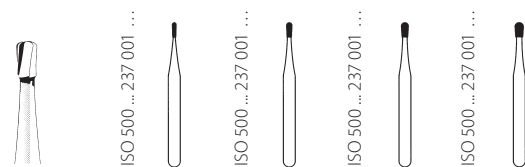


ISO Ø 1/10 mm	012	014
Head L in mm	1.4	1.4
US No.	36	37

FG/ISO 314

5 pcs	REF	235016AA	235017AA
	Price group	C1/5	C1/5

C7 Pear



ISO Ø 1/10 mm	006	008	010	012
Head L in mm	2	2	2	2
US No.	329	330	331	332

FG/ISO 314

5 pcs	REF	235101AA	235102AA	235103AA	235104AA
	Price group	C1/5	C1/5	C1/5	C1/5
10 pcs	REF		235602AA		
	Price group		C1/10		

▼ Two-piece design

C7L Pear Long

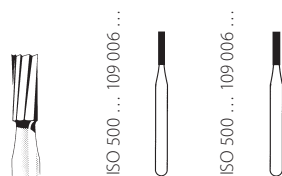


ISO Ø 1/10 mm	010
Head L in mm	4.5
US No.	331L

FG/ISO 314

5 pcs	REF	235105AA
	Price group	C1/5

C21 Cylinder

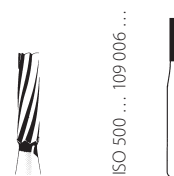


ISO Ø 1/10 mm	009	010
Head L in mm	4	4.4
US No.	56	57

FG/ISO 314

5 pcs	REF	235022AA	235023AA
	Price group	C1/5	C1/5
10 pcs	REF	235522AA	
	Price group	C1/10	

C21L Cylinder Long

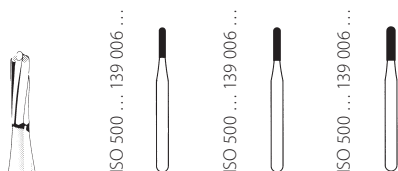


ISO Ø 1/10 mm	010
Head L in mm	5
US No.	57L

FG/ISO 314

5 pcs	REF	235027AA
	Price group	C1/5

C21R Round End Cylinder

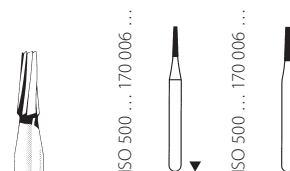


ISO Ø 1/10 mm	009	010	012
Head L in mm	4	4.4	4.5
US No.	1156	1157	1158

FG/ISO 314

5 pcs	REF	235028AA	235029AA	235030AA
	Price group	C1/5	C1/5	C1/5

C23 Flat End Taper

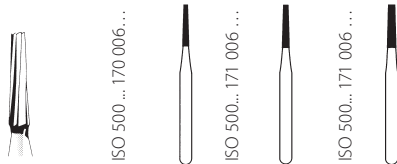


ISO Ø 1/10 mm	008	010
Head L in mm	4	4.5
US No.	168	170

FG/ISO 314

5 pcs	REF	235031AA	235033AA
	Price group	C1/5	C1/5

▼ Two-piece design

C23L Flat End Taper Long

ISO Ø 1/10 mm	009	010	012
Head L in mm	5.5	5.7	5.7
US No.	169L	170L	171L

FG/ISO 314


5 pcs	REF	235036AA	235037AA	235038AA
	Price group	C1/5	C1/5	C1/5

C23R Round End Taper

ISO Ø 1/10 mm	012
Head L in mm	4.5
US No.	1171

FG/ISO 314

5 pcs	REF	235041AA
	Price group	C1/5

C23RL Round End Taper Long

ISO Ø 1/10 mm	010	012
Head L in mm	5.8	5.8
US No.	1170L	1171L

FG/ISO 314

5 pcs	REF	235044AA	235045AA
	Price group	C1/5	C1/5

C31 Cylinder Cross Cut


ISO Ø 1/10 mm	009	010	012
Head L in mm	4	4.5	4.5
US No.	556	557	558

FG/ISO 314

5 pcs	REF	235059AA	235060AA
	Price group	C1/5	C1/5

RA/ISO 204

5 pcs	REF	235166AA	235168AA
	Price group	CS1/5	CS1/5

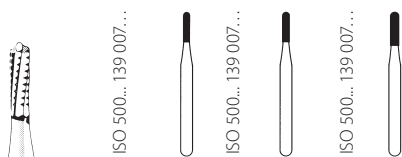
C31L Cylinder Long Cross Cut

ISO Ø 1/10 mm	009
Head L in mm	5.5
US No.	556L

FG/ISO 314

5 pcs	REF	235063AA
	Price group	C1/5

C31R Round End Cylinder Cross Cut

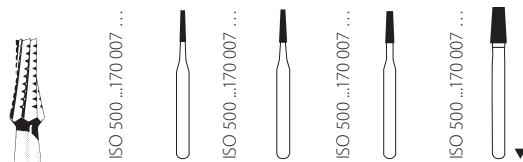


ISO Ø 1/10 mm	009	010	012
Head L in mm	4	4	4.5
US No.	1556	1557	1558

FG/ISO 314

5 pcs	REF	235066AA	235067AA	235068AA
	Price group	C1/5	C1/5	C1/5

C33 Flat End Taper Cross Cut

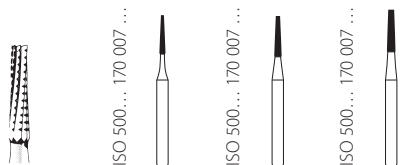


ISO Ø 1/10 mm	009	010	012	021
Head L in mm	4	4	4.5	5
US No.	699	700	701	703

FG/ISO 314

5 pcs	REF	235069AA	235070AA	235071AA	235073AA
	Price group	C1/5	C1/5	C1/5	C1/5

C33L Flat End Taper Long Cross Cut



ISO Ø 1/10 mm	009	010	012
Head L in mm	5.5	5.5	5.5
US No.	699L	700L	701L

FG/ISO 314

5 pcs	REF	235074AA	235075AA	235076AA
	Price group	C1/5	C1/5	C1/5

C207 End Cutting Cylinder

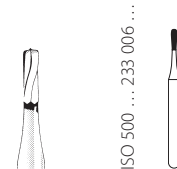


ISO Ø 1/10 mm	010
Head L in mm	
US No.	957

FG/ISO 314

5 pcs	REF	235021AA
	Price group	C1/5

C245 Pear



ISO Ø 1/10 mm	008
Head L in mm	3
US No.	245

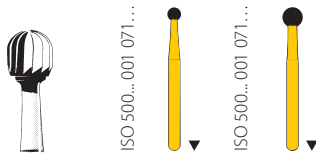
FG/ISO 314

5 pcs	REF	235046AA
	Price group	C1/5

▼ Two-piece design

Trimming and Finishing burs, 12 Bladed

C41 Round




ISO Ø 1/10 mm	018	027
Head L in mm	F	F
US No.	7006	7009

FG/ISO 314

5 pcs	REF	235091AA	235093AA
	Price group	C4/5	C4/5

C46 Flame

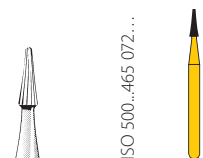


ISO Ø 1/10 mm	014	018	023
Head L in mm	3.5F	4F	4.5F
US No.	7104	7106	7108

FG/ISO 314

5 pcs	REF	235094AA	235095AA	235096AA
	Price group	C4/5	C4/5	C4/5

C50 Interproximal

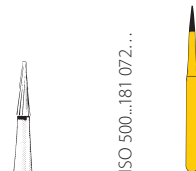


ISO Ø 1/10 mm	012
Head L in mm	4F
US No.	7103

FG/ISO 314

5 pcs	REF	235100AA
	Price group	C4/5

C132 Side Cutting Taper



ISO Ø 1/10 mm	009
Head L in mm	3.5F
US No.	7114

FG/ISO 314

5 pcs	REF	235010AA
	Price group	C4/5

C133 Side Cutting Taper




ISO Ø 1/10 mm	010
Head L in mm	5.5F
US No.	7214

FG/ISO 314

5 pcs	REF	235011AA
	Price group	C4/5
10 pcs	REF	235511AA
	Price group	C4/10

▼ Two-piece design

C135 Side Cutting Taper




ISO Ø 1/10 mm	014
Head L in mm	8.5F
US No.	7714

FG/ISO 314

5 pcs	REF	235012AA
	Price group	C4/5

C246 Needle



ISO Ø 1/10 mm	009	010	012
Head L in mm	4F	4.5F	4.5F
US No.	7901	7902	7903

FG/ISO 314

5 pcs	REF	235047AA	235048AA	235049AA
	Price group	C4/5	C4/5	C4/5

C247 Grenade




ISO Ø 1/10 mm	009	010
Head L in mm	3.5F	3.5F
US No.	7801	7802

FG/ISO 314

5 pcs	REF	235050AA	235051AA
	Price group	C4/5	C4/5
10 pcs	REF	235550AA	
	Price group	C4/10	

C282K Tapered Torpedo




ISO Ø 1/10 mm	016
Head L in mm	8.5F
US No.	7283

FG/ISO 314

5 pcs	REF	235056AA
	Price group	C4/5

C375R Round End Taper




ISO Ø 1/10 mm	010	016
Head L in mm	6.5F	8F
US No.	7642	7664

FG/ISO 314

5 pcs	REF	235078AA	235079AA
	Price group	C4/5	C4/5

▼ Two-piece design

C378 Flat End Taper




ISO Ø 1/10 mm	014	016
Head L in mm	9.5F	9.5F
US No.	7204	7205

FG/ISO 314

5 pcs	REF	235082AA	235083AA
	Price group	C4/5	C4/5

C379 Egg



ISO Ø 1/10 mm	014	018	023
Head L in mm	3.5F	4F	4F
US No.	7404	7406	7408

FG/ISO 314

5 pcs	REF	235085AA	235086AA	235087AA
	Price group	C4/5	C4/5	C4/5
10 pcs	REF		235586AA	
	Price group		C4/10	

▼ Two-piece design

Fine Finishing burs, 30 Bladed

CF41 Round



ISO Ø 1/10 mm	018	023
Head L in mm	XF	XF
US No.	9006	9008

FG/ISO 314

5 pcs	REF	235137AA	235138AA
	Price group	C6/5	C6/5

CF135 Side Cutting Taper



ISO Ø 1/10 mm	014
Head L in mm	8.5XF
US No.	9714

FG/ISO 314

5 pcs	REF	235126AA
	Price group	C6/5

CF246 Needle Long



ISO Ø 1/10 mm	012	014
Head L in mm	5.5XF	5.5XF
US No.	9903	9904

FG/ISO 314

5 pcs	REF	235128AA	235129AA
	Price group	C6/5	C6/5

CF375 Side Cutting Taper



ISO Ø 1/10 mm	010
Head L in mm	5.5XF
US No.	9214

FG/ISO 314

5 pcs	REF	235133AA
	Price group	C6/5

CF379 Egg



ISO Ø 1/10 mm	018
Head L in mm	4XF
US No.	9406


FG/ISO 314

5 pcs	REF	235135AA
	Price group	C6/5

▼ Two-piece design

Fine Cross Cut burs

CC17 Pear Cross Cut



ISO Ø 1/10 mm	010	012
Head L in mm	2	2
US No.	1931	1932

FG/ISO 314

5 pcs	REF	235109AA	235110AA
	Price group	C3/5	C3/5

CX21R Round End Cylinder Cross Cut




ISO Ø 1/10 mm	010	012
Head L in mm	4.5	4.3
US No.	2157	2158

FG/ISO 314

5 pcs	REF	235140AA	235141AA
	Price group	C3/5	C3/5

CX23R Round End Taper Cross Cut




ISO Ø 1/10 mm	010	012
Head L in mm	4.3	4.3
US No.	2170	2171

FG/ISO 314

5 pcs	REF	235142AA	235143AA
	Price group	C3/5	C3/5

CC31L Cylinder Long Cross Cut



ISO Ø 1/10 mm	010	012
Head L in mm	4.5	4.5
US No.	2057	2058

FG/ISO 314

5 pcs	REF	235112AA	235113AA
	Price group	C3/5	C3/5

CC31R Cylinder Convex End Cross Cut



ISO Ø 1/10 mm	008	012
Head L in mm	3.5	4.5
US No.	1945	

FG/ISO 314

5 pcs	REF	235114AA
	Price group	C3/5

CC31RL Cylinder Convex End Long Cross Cut

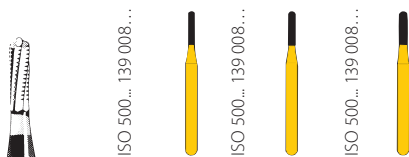


ISO Ø 1/10 mm	010	012
Head L in mm	4.5	4.5
US No.	1946	

FG/ISO 314

5 pcs	REF	235115AA
	Price group	C3/5

CC36R Round End Cylinder Cross Cut



ISO Ø 1/10 mm	009	010	012
Head L in mm	4.5	4.5	4.5
US No.	1956	1957	1958

FG/ISO 314

5 pcs	REF	235122AA	235123AA	235124AA
	Price group	C3/5	C3/5	C3/5

CC36RL Round End Cylinder Long Cross Cut




ISO Ø 1/10 mm	012
Head L in mm	5.5
US No.	1958L

FG/ISO 314

5 pcs	REF	235125AA
	Price group	C3/5

Endo Access

CE Endo Access Taper



ISO Ø 1/10 mm	014	016	016
Head L in mm	8.8	10	11
US No.	152EZ	199Z	151Z

FG/ISO 314

5 pcs	REF	235177AA		
	Price group	C5/5		

FG/ISO 316

1 pc	REF		235186AA	235187AA
	Price group		C5/1	C5/1




CARBIDE BURRS

SwissFlex

Polishing

DIAStrip

Finishing



SwissFlex™

The super thin DIATECH SwissFlex foil Discs and Strips are ideally suited for interproximal preparations and offer excellent access to the tooth surface. Since both sides of the discs are covered with abrasive particles, your work is more efficient. No time intensive changes are required. The specially developed mandrel offers two essential advantages: it is covered in order to prevent damage or discoloration on the tooth and provides higher efficiency since slippage is avoided. All four grit sizes are color coded according to the most commonly used diamond grit sizes. SwissFlex Discs and Strips are easy to handle and used for contouring, finishing and polishing composite, amalgam, glass ionomer cement, semi-precious metal and precious metal.

DIATECH® Polishers

The DIATECH portfolio offers a broad range of polishers for all kinds of applications and materials. It covers all individual preferences and techniques to achieve a high luster polish with polishers for composites, ceramics, metal or acrylics.

DIATECH ShapeGuard is a special head shape developed to facilitate intraoral polishing of almost all areas of composite and ceramic restorations. Due to its flexible lamellas, it adapts to any surface and provides uniform pressure distribution so that the morphology of the tooth is preserved. This polisher is fast, easy and intuitive to use and achieves outstanding high luster polishing results.

DIATECH silicone diamond polishers are recommended to work on materials with a higher final hardness, due to the diamond particles increasing their durability and abrasiveness.

The softer silicone polishers are best suited to work on materials with a lower hardness, without reducing the structures which give a tooth its natural look.

DIAStrip

DIATECH DIAStrips can be used for finishing and polishing of fillings in one step due to two working parts in different grit sizes and are autoclavable for multiple use. An optimal length and an ergonomic grip provide easy and safe handling and improve finger support while working. DIAStrips are used for finishing and polishing of fillings and crown borders in proximal contact areas.

PRODUCT NAME

Polishing system	INSTRUMENT TYPE				MATERIAL							FOR USE IN		
	Polishing Discs/Strips	Silicone polisher	Silicone/Diamond polisher	Brush	Composite	Ceramic	Zirconia	Metal	Precious metal alloys/Amalgan	Universal	Acrylic	Dental practice	Laboratory	
SwissFlex	■				■			■	■			■		73
DIAStrip	■				■				■			■		73
ROEKO Abrasive & Polishing Strips	■				■			■	■			■		74
Comprepol Ultra Composhine Ultra		■			■							■		74
Comprepol Plus Composhine Plus			■		■							■		75
Diashine Compomant Plus			■		■							■	■	76
Brush				■	■	■		■				■		76
Cerapreshine Cerashine		■				■						■	■	77
Cerafin Plus Cerapreshine Plus Cerashine Plus			■			■		■				■	■	78, 79
Zircogrind			■				■						■	80
Zircopol Plus Zircoshine Plus			■				■					■	■	81
Unipol Unishine		■								■		■	■	82
Prebrown Higreen		■							■			■	■	83, 84
Steelmaster		■						■					■	85
Acryprepol Acrypol Acryshine		■									■		■	85

SwissFlex Discs



p. 117: 250095AA SwissFlex Kit
p. 127: 250097AA SwissFlex Trial Kit



Abrasive Surface		Upper side		Both sides		Both sides		Both sides	
Grit size		Coarse (70 µm)		Medium (50 µm)		Fine (30 µm)		Ultra-fine (5 µm)	
ISO Ø 1/10 mm		090	130	090	130	090	130	090	130
Head shape		704UM	703UM	706UM	705UM	708UM	707UM	710UM	709UM
80 pcs	REF	232020AA	232019AA	232022AA	232021AA	232024AA	232023AA	232026AA	232025AA
	Price group	PSF1	PSF1	PSF1	PSF1	PSF1	PSF1	PSF1	PSF1

Recommended speed range:
10'000 – 16'000 r.p.m.



For contouring, finishing and high luster polishing of composite, amalgam, glass ionomer cement, semi-precious metal and precious metal. Highly recommended for anterior restorations with COMPONEER.

SwissFlex Strips

Pack size	80 pcs
Price group	PSF2



Polisher type	700UM	
REF	232016AA	
Grit size	Coarse (70µm)	Medium (50µm)



Polisher type	701UM	
REF	232017AA	
Grit size	Fine (30µm)	Ultra-fine (5µm)

SwissFlex Mandrel



Mandrel type	702RA
Length in mm	26
REF	232018AA
Content	5

DIAStrip



Polisher type	600UM	
Grit size	Fine (40µm)	Ultra-fine (15µm)
5 pcs	REF	232014AA
10 pcs	REF	232015AA

ROEKO Steel separating strips



For approximal separation. Coated on one side.

REF	570004	570006	570008
Width in mm	4	6	8
Pcs	12	12	12
Grit size	50µm	50µm	50µm

ROEKO Abrasive and Polishing Strips



For smoothing of interproximal spaces not accessible or difficult to access with other instruments. Made of abrasion resistant polyester for final finishing of the filling.

REF	560030	560040	560060
Width in mm	4	4	4
Length in m	10	10	10
Grit size	30µm	40µm	60µm

Composite, Compomere

KIT p. 118: 250014AA DIATECH Composite Polishing Kit

! Recommended for composite materials with lower final hardness. E.g. SYNERGY D6 FLOW, Cool Temp NATURAL

Step ① Comprepol Ultra



ISO Ø 1/10 mm	030	050	060	100
Head L in mm	7.5	10	7.5	2.5
Polisher type	2101RA	2103RA	2111RA	2127RA

RA/ISO 204

50 pcs	REF	230055AA	230059AA	230063AA	230069AA
	Price group	P2/10	P2/10	P2/10	P2/10
10 pcs	REF		230060AA	230064AA	
	Price group		P2/50	P2/50	

For prepolishing of all types of composites and compomers. The silicone bonding allows adaptation to surface structures.

Recommended speed range: 5'000 – 10'000 r.p.m.
Utilisation: Exert minimal, constant pressure. Use only wet.

Step ② Composhine Ultra



ISO Ø 1/10 mm	030	050	060	100
Head L in mm	7.5	10	7.5	2.5
Polisher type	2201RA	2203RA	2211RA	2227RA

RA/ISO 204

50 pcs	REF	230072AA	230076AA	230080AA	230086AA
	Price group	P2/10	P2/10	P2/10	P2/10
10 pcs	REF		230077AA	230081AA	
	Price group		P2/50	P2/50	

For polishing of all types of composites and compomers. The silicone bonding allows adaptation to surface structures.

Recommended speed range: 5'000 – 10'000 r.p.m.
Utilisation: Exert minimal, constant pressure. Use only wet.



p. 113: 60019916 ShapeGuard Composite Polishing Plus Kit
 p. 119: 250092AA DIATECH Composite Polishing Plus Kit
 p. 128: 230407AA Trialpack Composite Plus RA
 p. 128: 60019915 ShapeGuard Composite Trial Pack



Step ① Comprepol Plus



ISO Ø 1/10 mm	030	040	060	100	110	140
Head L in mm	7.5	10	7.5	2.5	1.6	1.6
Polisher type	2301RA	2303RA	2311RA	2327RA	23SG11RA	23SG14RA

RA/ISO 204

5 pcs	REF	230291AA	230293AA	230295AA	230297AA	60019877	60019878
	Price group	P5/5	P5/5	P5/5	P5/5	P8/5	P8/5
10 pcs	REF		230294AA	230296AA			
	Price group		P5/10	P5/10			

Diamond polisher for smoothing and prepolishing of composites and compomers.
 High abrasion of the prepolisher.

Recommended speed range: 3'000 – 8'000 r.p.m. 23SG11RA / 23SG14RA: 10'000 – 12'000 r.p.m.

Utilisation: Exert minimal, constant pressure. Use only wet.



Recommended for composite materials with higher final hardness. E.g. COMPONEER, SYNERGY D6, MIRIS², BRILLIANT EverGlow, BRILLIANT Crios



Step ② Composhine Plus



ISO Ø 1/10 mm	030	040	060	100	110	140
Head L in mm	7.5	10	7.5	2.5	1.6	1.6
Polisher type	2401RA	2403RA	2411RA	2427RA	24SG11RA	24SG14RA

RA/ISO 204

5 pcs	REF	230299AA	230301AA	230303AA	230305AA	60019879	60019880
	Price group	P5/5	P5/5	P5/5	P5/5	P8/5	P8/5
10 pcs	REF		230302AA	230304AA			
	Price group		P5/10	P5/10			

Diamond polisher for high luster polishing of composites. Fastest mirror finishing result.

Recommended speed range: 3'000 – 8'000 r.p.m. 24SG11RA / 24SG14RA: 10'000 – 12'000 r.p.m.

Utilisation: Exert minimal, constant pressure. Use only wet.

Diashine Compomant Plus



ISO Ø 1/10 mm	030	040	050	060	100
Head L in mm	7.5	10	16	7.5	2.5
Polisher type	9101RA	9103RA	9104HP	9111RA	9121RA/ 9121HP

RA/ISO 204

5 pcs	REF	230264AA	230265AA		230267AA	230271AA
	Price group	P5/5	P5/5		P5/5	P5/5
10 pcs	REF		230416AA			
	Price group		P5/10			

HP/ISO 104

5 pcs	REF			60021794		60021795
	Price group			P9/5		P9/5

One-step high performance diamond polisher for prepolishing and high luster polishing of all composites. Due to the exclusive diamond grit, a pressure dependent removal can be achieved.

Recommended speed range:

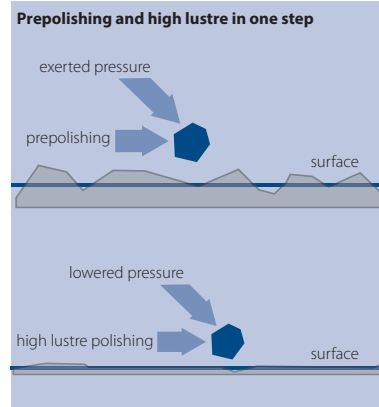
Prepolishing: 7'000 -10'000 r.p.m.
High luster polishing: 3'000 -8'000 r.p.m.

Utilisation:

With an exerted pressure the surface can be smoothed. By lowering the pressure you achieve the high luster result. Use only wet.

KIT

p. 120: 250093AA Composite 1step Polishing Kit
p. 128: 230408AA Trialpack Diashine Compomant Plus RA



Recommended for all Coltène composite materials

Brush



ISO Ø 1/10 mm	060	040	040
Head L in mm	5.5	6.5	6.5
Polisher type	7001RA	7002RA	7003RA

RA/ISO 204

5 pcs	REF	232002AA	232004AA	232006AA
	Price group	P4/5	P4/5	P4/5
10 pcs	REF	232001AA	232003AA	232005AA
	Price group	P4/10	P4/10	P4/10

Brushes with silicon carbide powder for polishing on restorations.

Recommended speed range:

5'000 r.p.m.

Utilisation:

Exert minimal, constant pressure when polishing – without paste.

KIT

p. 121: 250047AA DIATECH Universal Polishing Kit
p. 128: 232027AA Trialpack Brush RA

Ceramic

Step ① Cerapreshine



ISO Ø 1/10 mm	050	070	220	220
Head L in mm	10	10	4	3
Polisher type	3201RA	3211RA	3236UM	3237UM

RA/ISO 204

10 pcs	REF	230114AA	230122AA	
	Price group	P2/10	P2/10	

UM/ISO 900

10 pcs	REF		230134AA	230136AA
	Price group		P1/10	P1/10

Recommended speed range:


5'000 – 10'000 r.p.m.

Utilisation:

Exert minimal, constant pressure when polishing. Use wet when polishing intraorally.

For polishing ceramic. The silicone bonding allows adaptation to surface structures.

Step ② Cerashine



ISO Ø 1/10 mm	050	070	220	220
Head L in mm	10	10	4	3
	3301RA	3311RA	3336UM	3337UM

RA/ISO 204

10 pcs	REF	230139AA	230147AA	
	Price group	P2/10	P2/10	

UM/ISO 900

10 pcs	REF		230159AA	230161AA
	Price group		P1/10	P1/10

Recommended speed range:

5'000 – 10'000 r.p.m.

Utilisation:

Exert minimal, constant pressure when polishing. Use wet when polishing intraorally.

For high luster polishing of ceramic. The silicone bonding allows adaptation to surface structures.

Ceramic, Metal

Step ① Cerafin Plus



ISO Ø 1/10 mm	040	060	110	140	260
Head L in mm	10/13	7.5	2	1.6	2
Polisher type	9303RA/ 9303HP	9311RA	9331RA/ 9331HP	93SG14RA	9338HP



p. 129: 60019914 ShapeGuard Ceramic Trial Pack
p. 114: 60019917 ShapeGuard Ceramic Polishing Plus Kit



p. 129: 230409AA Trialpack Cerafin Plus RA

RA/ISO 204

5 pcs	REF	230317AA	230319AA	230325AA	60019881	
	Price group	P5/5	P5/5	P5/5	P8/5	

HP/ISO 104

5 pcs	REF	230315AA		230323AA		
	Price group	P6/5		P6/5		
1 pc	REF				230329AA	
	Price group				P7/1	

Recommended speed range:


7'000 – 10'000 r.p.m.
9338/9438/9538HP: 5'000 – 7'000 r.p.m.
93SG14RA: 10'000 – 12'000 r.p.m.

Utilisation:

Exert minimal, constant pressure. Use wet when polishing intraorally.

High quality diamond polisher for removing and shaping of ceramic and metal.

Step ② Cerapreshine Plus



ISO Ø 1/10 mm	030	040	060	110	140	260
Head L in mm	7.5	10/13	7.5	2	1.6	2
Polisher type	9401RA	9403RA/ 9403HP	9411RA	9431RA/ 9431HP	94SG14RA	9438HP



p. 129: 230410AA Trialpack
Cerapreshine Plus RA



RA/ISO 204

5 pcs	REF	230331AA	230335AA	230337AA	230343AA	60019882	
	Price group	P5/5	P5/5	P5/5	P5/5	P8/5	

HP/ISO 104

5 pcs	REF		230333AA		230341AA		
	Price group		P6/5		P6/5		
1 pc	REF					230347AA	
	Price group					P7/1	

Recommended speed range:

7'000 – 10'000 r.p.m.
9338/9438/9538HP: 5'000 – 7'000 r.p.m.
94SG14RA: 10'000 – 12'000 r.p.m.

Utilisation:

Exert minimal, constant pressure. Use wet when polishing intraorally.

High quality diamond polisher for the prepolishing of ceramic and metal.

Step ③ Cerashine Plus



ISO Ø 1/10 mm	030	040	060	110	140	260
Head L in mm	7.5	10	7.5	2	1.6	2
Polisher type	9501RA	9503RA	9511RA	9531RA/ 9531HP	95SG14RA	9538HP



p. 129: 230411AA Trialpack
Cerashine Plus RA

RA/ISO 204

5 pcs	REF	230349AA	230353AA	230355AA	230361AA	60019883	
	Price group	P5/5	P5/5	P5/5	P5/5	P8/5	

HP/ISO 104

5 pcs	REF				230359AA		
	Price group				P6/5		
1 pc	REF						230365AA
	Price group						P7/1

High quality diamond polisher for the high luster polishing of ceramic and metal. A high shine polish is achieved even without glazing.

Recommended speed range:

7'000 – 10'000 r.p.m.

9338/9438/9538HP: 5'000 – 7'000 r.p.m.

95SG14RA : 10'000 – 12'000 r.p.m.

Utilisation:

Exert minimal, constant pressure. Use wet when polishing intraorally.

CAD/CAM Restoration, Zirconia



Zircogrind



ISO Ø 1/10 mm	040	050	150
Head L in mm	10	13	3
Polisher type	9640HP	9670HP	9636HP

HP/ISO 104

5 pcs	REF	230373AA	230375AA	230371AA
	Price group	P6/5	P6/5	P6/5

Recommended speed range:

8'000 – 12'000 r.p.m.


Utilisation:

Minimal pressure necessary.

High performance, synthetically bound diamond abrasive grinders for oxide ceramic. Zircogrind guarantees extremely high removal capability with minimized heat development, thus greatly protecting the material during use and reducing the danger of microcrack formation. Due to the low heat development water cooling is not necessary.



Step ① Zircopol Plus



ISO Ø 1/10 mm	040	060	110	140	260
Head L in mm	10/13	7.5	2	1.6	2
Polisher type	9703RA/ 9703HP	9711RA	9731HP	975G14RA	9738HP

KIT p. 129: 60022006 ShapeGuard Zirconia Trial Pack
p. 115: 60022020 ShapeGuard Zirconia Polishing Plus Kit

RA/ISO 204

5 pcs	REF	230379AA	230381AA		60022004
	Price group	P5/5	P5/5		P8/5

HP/ISO 104

5 pcs	REF	230377AA		230383AA	
	Price group	P6/5		P6/5	
1 pc	REF				230387AA
	Price group				P7/1

Recommended speed range:
7'000 – 10'000 r.p.m.
9738HP/9838HP: 5'000 – 7'000 r.p.m.
975G14RA: 10'000 – 12'000 r.p.m.

Utilisation:
Exert minimal, constant pressure. Use wet when polishing intraorally.

High performance diamond polishers for prepolishing ceramic, oxide ceramic (CAD/CAM restorations) and full contour zirconia restorations. Increased efficiency due to a high diamond concentration.

Step ② Zircoshine Plus



ISO Ø 1/10 mm	040	060	110	140	260
Head L in mm	10/13	7.5	2	1.6	2
Polisher type	9803RA/ 9803HP	9811RA	9831HP	985G14RA	9838HP

KIT p. 129: 60022006 ShapeGuard Zirconia Trial Pack
p. 115: 60022020 ShapeGuard Zirconia Polishing Plus Kit

RA/ISO 204

5 pcs	REF	230391AA	230393AA		60022005
	Price group	P5/5	P5/5		P8/5

HP/ISO 104

5 pcs	REF	230389AA		230395AA	
	Price group	P6/5		P6/5	
1 pc	REF				230399AA
	Price group				P7/1

Recommended speed range:
7'000 – 10'000 r.p.m.
9738HP/9838HP: 5'000 – 7'000 r.p.m.
985G14RA: 10'000 – 12'000 r.p.m.

Utilisation:
Exert minimal, constant pressure. Use wet when polishing intraorally.

High performance diamond polishers for high luster polishing ceramic, oxide ceramic (CAD/CAM restorations) and full contour zirconia restorations. Increased efficiency due to a high diamond concentration. No glazing necessary.

Universal

Step ① Unipol



ISO Ø 1/10 mm	110	070	220	220
Head L in mm	6	20	3	4
Polisher type	4116UM	4171UM	4137UM	4138UM

UM/ISO 900

10 pcs	REF	230180AA	60019535	230196AA	60019534
	Price group	P1/10	P1/10	P1/10	P1/10

For prepolishing various materials (precious and non-precious metals, acrylics, porcelain etc.). The silicone bonding allows adaptation to surface structures.

Recommended speed range:

5'000 – 10'000 r.p.m.

Utilisation:

Exert minimal, constant pressure when polishing. Use wet when polishing intraorally.

Step ② Unishine



ISO Ø 1/10 mm	055	070	090
Head L in mm	15	10	8.5
Polisher type	4203RA/ 4203HP	4211RA	4216RA

RA/ISO 204

10 pcs	REF	230203AA	230211AA	230215AA
	Price group	P2/10	P2/10	P2/10

HP/ISO 104

10 pcs	REF	230205AA		
	Price group	P3/10		

For creating a high luster on various materials (precious and non-precious metals, acrylics, porcelain etc.). The silicone bonding allows adaptation to surface structures.

Recommended speed range:

5'000 – 10'000 r.p.m.

Utilisation:

Exert minimal, constant pressure when polishing. Use wet when polishing intraorally.

Precious metal alloy, Amalgam

Step ① Prebrown



ISO Ø 1/10 mm	040	045	050	060	220
Head L in mm	7.5	10	16	9.5	3
Polisher type	1101RA	1103RA	1104HP	1111RA	1137UM

RA/ISO 204

10 pcs	REF	230001AA	230005AA		230013AA	
	Price group	P2/10	P2/10		P2/10	
50 pcs	REF		230006AA			
	Price group		P2/50			

HP/ISO 104

10 pcs	REF			230011AA		
	Price group			P3/10		

UM/ISO 900

10 pcs	REF					230025AA
	Price group					P1/10

For prepolishing precious metal alloys and amalgam optimally. For smooth surface with a matt finish.

Recommended speed range:

5'000 – 10'000 r.p.m.

Utilisation:

Exert minimal, constant pressure when polishing. Use wet when polishing intraorally.

Step ② Higreen



ISO Ø 1/10 mm	040	045	050	060	220
Head L in mm	7.5	10	16	9.5	3
Polisher type	1201RA	1203RA	1204HP	1211RA	1237UM

RA/ISO 204

10 pcs	REF	230028AA	230032AA		230040AA
	Price group	P2/10	P2/10		P2/10

HP/ISO 104

10 pcs	REF			230038AA	
	Price group			P3/10	

UM/ISO 900

10 pcs	REF				230052AA
	Price group				P1/10

For creating a high luster on precious metal alloys and amalgam. For smooth surface with a high luster finish.

Recommended speed range:

5'000 – 10'000 r.p.m.

Utilisation:

Exert minimal, constant pressure when polishing. Use wet when polishing intraorally.

Hard alloy

Steelmaster



ISO Ø 1/10 mm	220	220	060
Head L in mm	3	4	22
Polisher type	8137UM	8138UM	8171UM

UM/ISO 900

50 pcs	REF	232010AA	232011AA	232012AA
	Price group	P1/50	P1/50	P1/50

For trimming and polishing of hard alloy (palladium, chrome cobalt and nickel chrom alloys).

Recommended speed range:

5'000 – 10'000 r.p.m.

Utilisation:

Exert minimal, constant pressure when polishing.

Acrylic

Acryprepol, Acrypol, Acryshine



ISO Ø 1/10 mm	100	150	100	150	100
Head L in mm	24	17	24	17	24
Polisher type	6150HP	6160HP	6250HP	6260HP	6350HP

HP/ISO 104

5 pcs	REF	230247AA	230249AA	230253AA	230255AA	230259AA
	Price group	P3/5	P3/5	P3/5	P3/5	P3/5

For finishing and polishing acrylic or metal full and partial dentures as well as orthodontic appliances.

Recommended speed range:

5'000 – 7'000 r.p.m.

Utilisation:

Exert minimal, constant pressure when polishing.



p. 129: 230406AA Trialpack Acrylic HP

Use the three types of acrylic polisher as follows:

- Type 1 (coarse grit):** Acryprepol > correcting
- Type 2 (medium grit):** Acrypol > polishing
- Type 3 (fine grit):** Acryshine > high luster polishing

Preparation

Separation

Polishing



Crown preparation Kit

An excellent marginal fit is key to restoration longevity and success. Excellent fit requires good marginal preparation. Restorations fail at the margins more than anywhere else, leading to adhesive failure of the bond or cement wash-out, leakage and pulp symptoms. This kit provides a comprehensive selection of burs that are needed for crown preparations.

DIATECH® Finishing & Polishing Kit for BRILLIANT Crios

This kit contains everything that is needed for chairside finishing and polishing of BRILLIANT Crios. The DIATECH polishers achieve an outstanding high luster polishing result and a tooth-like enamel gloss. Due to its flexible lamellas, the spiral DIATECH ShapeGuard adapts to any surface and provides uniform pressure distribution.

DIATECH® Zirconia Adjustment & Polishing Kit

This kit contains everything that is needed for adjustment, prepolishing and high luster polishing of zirconia and other high performance ceramics.

Z-Rex burs are used for trimming, contouring and finishing of the occlusal surfaces of molars and premolars. The pointed flames are especially recommended for the elaboration of fissures.

A two step silicone polisher system is used for prepolishing and high luster polishing. While minipoints are used to smoothen and polish interproximal and hard to reach occlusal areas, DIATECH ShapeGuard is used to polish larger surface areas. Due to its flexible lamellas, it adapts to any surface and provides uniform pressure distribution so that the morphology of the tooth is preserved.

NO. PRODUCT NAME

PREPARATION KITS

60022153	Z-Rex Intro Kit	89
60022152	Zirconia Adjustment & Polishing Kit	90
60020102	Crown Preparation Kit	91
60020067	BRILLIANT Dentistry Kit	92
60019803	Aesthetic Dentistry Kit	93
250009AA	DIATECH All-Round «Ratio» Kit	94
250006AA	DIATECH Inlay & Crown Preparation Kit	95
60013844	COMPONEER Preparation and Finishing Kit	96
250059AA	Composite Preparation and Finishing Kit	97
250073AA	Professional Micro Kit	98
250060AA	Crown & Bridge Kit	99
250062AA	Endo Preparation Kit	100
252001AA	Porcelain Veneer Kit	101
252000AA	Inlay/Onlay Preparation Kit	102
250080AA	CAD/CAM Preparation Kit	104
252002AA	Crown and Bridge Preparation Kit	105

SEPARATION KITS

250012AA	DIATECH Crown & Bridge Separation Kit	106
250011AA	DIATECH Amalgam Removal Kit	107

FINISHING KITS

60021732	DIATECH Finishing & Polishing Kit for BRILLIANT Crios	108
60021819	DIATECH LAB Finishing & Polishing Kit for BRILLIANT Crios	109
250013AA	DIATECH «Paro» Periodontology Kit	110
250007AA	DIATECH Universal Shaping and Finishing Kit	111
252003AA	Esthetic Finishing Kit	112

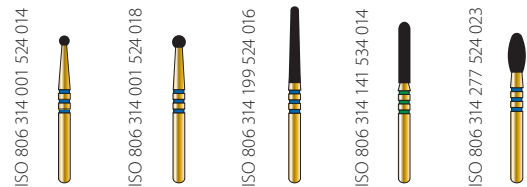
NO. PRODUCT NAME

POLISHING KITS

60019916	ShapeGuard Composite Polishing Plus Kit	113
60019917	ShapeGuard Ceramic Polishing Plus Kit	114
60022020	ShapeGuard Zirconia Polishing Plus Kit	115
250095AA	SwissFlex Kit	117
250014AA	DIATECH Composite Polishing Kit	118
250092AA	Composite Polishing Plus Kit	119
250093AA	Composite 1step Polishing Kit	120
250047AA	DIATECH Universal Polishing Kit	121

Preparation Kits

60022153 DIATECH Z-Rex Intro Kit





Head shape	ZR801	ZR801	ZR850	ZR881	ZR379
ISO Ø 1/10 mm	014	018	016	016	023
Head L in mm			10	8	5
Kit content	1	1	1	1	1
REF Refills / Grit size	60022024	60022025	60022026	60022032	60022022

Refill: 60022160

Convince yourself of the superior performance of our DIATECH Z-Rex burs for zirconia!
This kit features a selection of shapes for endo access, crown cutting and crown adjustment.

Content: 5 Z-Rex Diamond Instruments

60022152 DIATECH Zirconia Adjustment & Polishing Kit



Head shape	ZR379	ZR862	ZR863
ISO Ø 1/10 mm	023	014	014
Head L in mm	5	8	10
Kit content	1	1	1
REF Refills / Grit size	60022022	60022029	60022030



Head shape	9703RA	97SG14RA	9803RA	98SG14RA
ISO Ø 1/10 mm	040	140	040	140
Head L in mm	10	1.6	10	1.6
Kit content	1	1	1	1
REF Refills	230379AA	60022004	230391AA	60022005

This kit contains everything that is needed for adjustment, prepolishing and high luster polishing of zirconia and other high performance ceramics.


Z-Rex burs are used for trimming, contouring and finishing of the occlusal surfaces of molars and premolars. The pointed flames are especially recommended for the elaboration of fissures.

A two step silicone polisher system is used for prepolishing (green) and high luster polishing (orange). While minipoints are used to smoothen and polish interproximal and hard to reach occlusal areas, DIATECH ShapeGuard is used to polish larger surface areas. Due to its flexible lamellas, it adapts to any surface and provides uniform pressure distribution so that the morphology of the tooth is preserved.

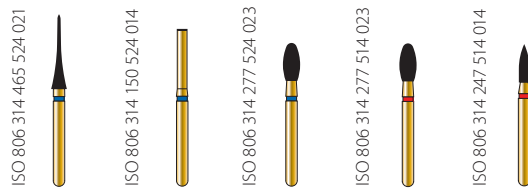
Content: 3 Z-Rex Diamond Instruments, 2 ShapeGuard Silicone Polishers, 2 Silicone Polishers

60020102 Crown Preparation Kit

by Prof. B. Millar



Head shape	828	828	828	850	850L	856	856
ISO Ø 1/10 mm	022	026	030	014	018	014	021
Head L in mm	1	1	1	10	12	8	9
Kit content	1	1	1	1	1	1	1
REF Refills / Grit size	200798AA	200799AA	200797AA	200374AA	200388AA	200435AA	200453AA



Head shape	392	839	379	379	860
ISO Ø 1/10 mm	021	014	023	023	014
Head L in mm	10		5	5	5
Kit content	1	1	1	1	1
REF Refills / Grit size	200056AA	200282AA	200038AA	200037AA	200530AA

An excellent marginal fit is key to restoration longevity and success. Excellent fit requires good marginal preparation. Restorations fail at the margins more than anywhere else, leading to adhesive failure of the bond or cement wash-out, leakage and pulp symptoms. This kit provides a comprehensive selection of burs that are needed for crown preparations.

Content: 12 Multilayer Diamond Instruments

60020067 BRILLIANT Dentistry Kit

by Dr. Paulo Monteiro



Head shape	898	368	368	801	864	853	C246
ISO Ø 1/10 mm	016	023	023	023	014	008	012
Head L in mm	11	5	5		12	3.5	4.5
Kit content	1	1	1	1	1	1	1
REF Refills / Grit size, Blades	200736AA	200015AA	200014AA	200095AA	200572AA	200408AA	235049AA/12



Head shape	2301RA	235G14RA	2401RA	24SG14RA	7001RA	7003RA
ISO Ø 1/10 mm	030	140	030	140	060	040
Head L in mm	7.5	1.6	7.5	1.6	5.5	6.5
Kit content	1	1	1	1	1	1
REF Refills / Grit size	230291AA	60019878	230299AA	60019880	232002AA	232006AA

This kit has been developed by Dr. Paulo Monteiro and includes a comprehensive selection of diamond burs, carbide burs and polishers that are needed for brilliant preparation, finishing and polishing of composite restorations.

The medium, blue coded diamond burs are indicated for bulk reduction and removal of crude resin excesses. The red bud and round shaped burs are used to remove fine resin and composite excesses on the occlusal surface. For the delimitation of the angle lines of the anterior teeth it is recommended to use the red flame. Due to its needle shape and the extra fine grit, the 853 diamond is optimal for the conservative removal of resin excesses in the interproximal area. The carbide bur is used for the finishing of the occlusal surface of posterior teeth (ridges, crests and slopes).

Prepolishing (purple) and high luster polishing (blue) is done with a two step silicone polisher system. The flames are used for hard to reach areas and the special, pressure insensitive, spiral shaped polishers with flexible lamellas ("DIATECH ShapeGuard") are excellent for all other areas. For final refinishing and a natural look of the restoration, it is recommended to use the brushes as a last step.

Content: 6 Multilayer Diamond Instruments, 1 Tungsten Carbide Bur, 2 ShapeGuard Silicone Polishers, 2 Silicone Polishers, 2 Brushes

60019803 Aesthetic Dentistry Kit

by Dr. Monik Vasant



Head shape	801	830L	836	859	856	856	801
ISO Ø 1/10 mm	018	010	018	010	025	021	023
Head L in mm		4	6	10	7	9	
Kit content	1	1	1	1	1	1	1
REF Refills / Grit size	200089AA	200174AA	200231AA	200503AA	200456AA	200453AA	200095AA



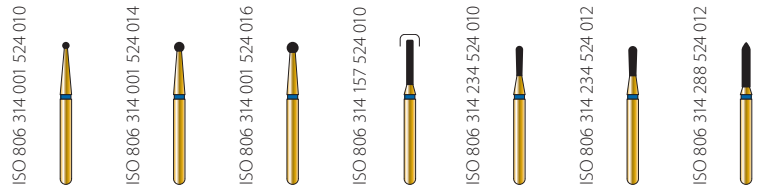
Head shape	856L	864	379	889M	379	863	864	2303RA	2403RA	7001RA
ISO Ø 1/10 mm	018	014	023	007	023	012	014	040	040	060
Head L in mm	11	12	5	2.4	5	10	12	10	10	5.5
Kit content	1	1	1	1	1	1	1	1	1	1
REF Refills / Grit size	200469AA	200572AA	200037AA	200977AA	200040AA	200561AA	60013776	230293AA	230301AA	232002AA

This bur kit is designed to cater for all aspects of restorative aesthetic dentistry from routine restorations, crown, bridge and veneer preparation to micro preparations for minimally invasive procedures and composite finishing.

Content: 14 Multilayer diamond instruments, 2 Silicone Polishers, 1 Brush

25009AA DIATECH All-Round «Ratio» Kit

selected by Dr. N. Hartmann



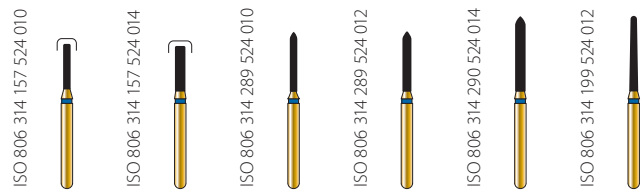
Head shape	801	801	801	836R	830L	830L	877
ISO Ø 1/10 mm	010	014	016	010	010	012	012
Head L in mm				6	4	4	6
Kit content	1	1	1	1	1	1	1
REF Refills / Grit size	200079AA	200083AA	200086AA	200239AA	200174AA	200177AA	200592AA



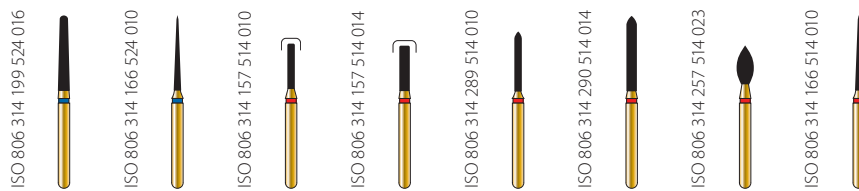
Head shape	878	879	846	859	859	850L	863	368	859	368	368
ISO Ø 1/10 mm	012	014	018	010	014	016	012	023	010	016	023
Head L in mm	8	10	7	10	10	12	10	5	10	3.5	5
Kit content	1	1	1	1	1	1	1	1	1	1	1
REF Refills / Grit size	200617AA	200653AA	200311AA	200503AA	200509AA	200387AA	200560AA	200015AA	200505AA	200007AA	200018AA

The non plus ultra all-round kit in the DIATECH range. If you have never worked with DIATECH Multilayer Diamonds, take a close look at their impressive durability, high efficiency and quality. Should you already be an enthusiastic user of DIATECH Multilayer diamonds, the "Ratio" Kit provides you with 18 selected Multilayer FG diamonds with the well known high DIATECH quality.

Content: 18 FG Multilayer Diamonds

250006AA DIATECH Inlay & Crown Preparation Kit

Head shape	836R	836R	878	878	879	850
ISO Ø 1/10 mm	010	014	010	012	014	012
Head L in mm	6	6	8	8	10	10
Kit content	1	1	1	1	1	1
REF Refills / Grit size	200239AA	200243AA	200615AA	200617AA	200653AA	200372AA




Head shape	850	859	836R	836R	878	879	368	859
ISO Ø 1/10 mm	016	010	010	014	010	014	023	010
Head L in mm	10	10	6	6	8	10	5	10
Kit content	1	1	1	1	1	1	1	1
REF Refills / Grit size	200375AA	200503AA	200238AA	200242AA	200614AA	200652AA	200014AA	200502AA

Everything depends on the geometry of the preparation being correct. Make use of this ingenious selection of 8 Multilayer FG preparation diamonds and 6 Multilayer FG finishing diamonds to perfect your inlay-, onlay- and crown preparations systematically and with the correct geometry. The outcome: Minimal loss of tooth structure and optimum retention. The best preconditions for producing long lasting restorations, for your patients' benefit.

Content: 14 FG Multilayer Diamonds

60013844 COMPONEER Preparation and Finishing Kit

by Dr. Mario Besek



Head shape	898	368	368	864	801	863	860
ISO Ø 1/10 mm	016	023	023	014	023	012	012
Head L in mm	11	5	5	12		10	10
Kit content	1	1	1	1	1	1	1
REF Refills / Grit size	200736AA	200015AA	200014AA	200572AA	200095AA	200561AA	60013866



Head shape	2311RA	2303RA	2411RA	2403RA	7003RA
ISO Ø 1/10 mm	060	040	060	040	040
Head L in mm	7.5	10	7.5	10	6.5
Kit content	1	1	1	1	1
REF Refills / Grit size	230295AA	230293AA	230303AA	230301AA	232006AA

Prep, Finish, Polish!

The selected, coarse, blue-coded diamonds are ideally suited for prep-work, the finer red and white coded diamonds for finishing and contouring. The specially designed finest diamond (orange) and the polishers improve the quality of margins and surface gloss. The length and design of the instruments enables cervical work at an optimal angle.

Content: 4 FG Multilayer Diamonds, 4 RA Silicone Polishers, 1 RA Polishing Brush

250059AA Composite Preparation and Finishing Kit

selected by Dr. D. Dietschi



Head shape	801	801	801	856	856	835
ISO Ø 1/10 mm	010	016	023	016	021	010
Head L in mm				7	9	4
Kit content	1	1	1	1	1	1
REF Refills / Grit size	200079AA	200086AA	200096AA	200435AA	200453AA	200203AA



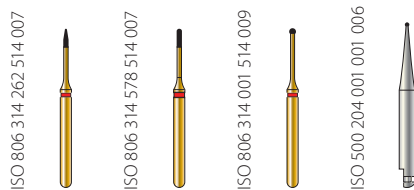
Head shape	862	368	379	856	856	862	2101RA	7002RA
ISO Ø 1/10 mm	010	020	016	018	021	010	030	040
Head L in mm	8	5	3.5	8	9	8	7	6.5
Kit content	1	1	1	1	1	1	1	1
REF Refills / Grit size	200540AA	200010AA	200029AA	200446AA	200452AA	200539AA	230055AA	232004AA

This kit comprises 12 MULTILAYER FG Diamonds in 2 different grit sizes, 2 Silicone-Polishers and 1 BRUSH polishing brush for contra-angles. The diamond coated Cutting surface of these instruments is pointed at an angle of approximately 95°. The range of applications of these diamonds covers trimming, contouring and finishing the occlusal surfaces of composite restorations and finishing porcelain inlays and onlays chairside. The polisher as well as the BRUSH polishing brushes provide the surface with a tooth-like enamel gloss.

Content: 12 FG-Multilayer Diamonds, 2 Silicone Polishers, 1 Polishing Brush

250073AA Professional Micro Kit

selected by Prof. Dr. I. Krejci



Head shape	889M	838M	801M	C1
ISO Ø 1/10 mm	007	007	009	006
Head L in mm	2.4	2.4	0.6	
Kit content	1	1	1	1
REF Refills / Grit size, Blades	200977AA	200976AA	200975AA	235148AA/ 6-8

This kit has been specially developed for minimally invasive dentistry, since even this field requires specially designed instrumentation. In collaboration with Prof. Dr. I. Krejci (University of Geneva), the DIATECH range was supplemented by the Microburs, which offer longer, slender necks for safe and precise work. The preparations can be optimally viewed when wearing telescopic spectacles or using an operating microscope.

Content: 3 FG Multilayer Diamonds, 1 RA Tungsten Carbide Bur

250060AA Crown & Bridge Kit

selected by Prof. DDr. H. Dumfahrt

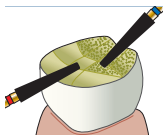


Head shape	847R	847R	848R	848R	885
ISO Ø 1/10 mm	018	018	016	016	012
Head L in mm	8	8	10	10	8
Kit content	1	1	1	1	1
REF Refills / Grit size	200760AA	200759AA	200762AA	200761AA	200710AA

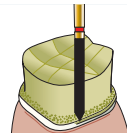
Prof. DDr. H. Dumfahrt has selected these 5 instruments. This kit offers a solution for crown and bridge preparations.

Refill: 250061AA

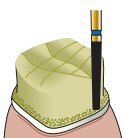
Content: 5 FG Multilayer Diamonds



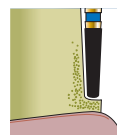
Universal application is possible due to the conical shape and the Rounded edge of the preparation e.g. occlusal reduction with coarse grit diamonds.



The margin preparation for the metal ceramic crown will become bevelled using the conical tip of the cylindrical finishing bur.



The convergence angle of 6 degrees delivers an ideal retention shape of the crown core.



The Rounded end of the diamond preparation instrument provides a Rounded, inner margin preparation.

250062AA Endo Preparation Kit

selected by Prof. Dr. G. Gambarini



Head shape	801L	801	851	856	C245
ISO Ø 1/10 mm	014	018	016	014	008
Head L in mm			8	8	3
Kit content	1	1	1	1	1
REF Refills / Grit size, Blades	200808AA	200089AA	200391AA	200435AA	235046AA/6-8

Prof. G. Gambarini has selected these 5 instruments. This kit offers a solution for endodontic preparations.

Content: 4 FG Multilayer Diamonds, 1 FG Tungsten Carbide Bur



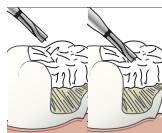
801L-014 ML Round bur with long shank for improved access. This small Round bur is ideally suited to gain initial access into the tooth, such as a small cavity opening in anterior and premolar teeth. Its increased shank length is beneficial for preparing molars with a deep or calcified pulp chamber.



851-016-8 ML non-cutting Round tip allows for safe tooth preparation without the risk of perforating the bottom of the pulp chamber. This bur has been specifically designed to remove the coronal segment of the pulp chamber in molars. It provides secure preparation for compromised dentine and enamel tooth structure to ensure precise and smooth access into the canal opening.



801-018 ML bur has been designed to enter pulp chambers located in posterior teeth. This round bur is often used to prepare the initial opening for molar teeth. Its length is shorter than the 801L bur, since access to the posterior teeth is usually limited due to the difficulty that patients have in opening their mouth completely.




C245 008 is a small high-performance carbide bur designed for removing restorations and prosthetic crowns.



856-014-8 ML bur is ideally used to smooth the preparation made into the coronal access of the tooth; and prepare the pulp chambers for both incisor and cuspid teeth. It is also beneficial to remove undercuts in crowns and cusps when preparing premolars and molar teeth.

252001AA Porcelain Veneer Kit

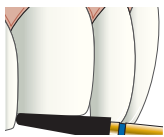
selected by Dr. Gary Alex



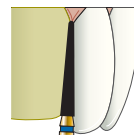
Head shape	834	834	856	856	856	379	852
ISO Ø 1/10 mm	016	021	021	025	014	023	016
Head L in mm	6.8	6.8	9	8	9	5	6
Kit content	1	1	1	1	1	1	1
REF Refills / Grit size	200190AA	200191AA	200454AA	200864AA	200436AA	200041AA	200405AA

Simplify the preparation and finishing of esthetic anterior veneers with seven diamonds.

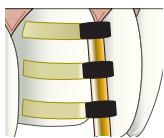
Content: 7 FG Multilayer Diamonds



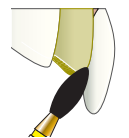
This coarse diamond is used for incisal reduction prior to facial preparation.



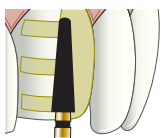
The 9mm length of this coarse diamond makes it ideal for working in the interproximal area.



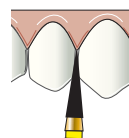
Creates a 0.5mm maxillary depth guide for facial reduction. The 834-016 creates a 0.3mm depth guide, ideal for mandibular veneer preps.



This 25 micron diamond softens any sharp line angles on the preparation. It may also be used for finishing the occlusal/ lingual of the final restoration.





The supercoarse grit of this round-end, tapered diamond makes it ideal for rapid reduction of the facial surface.




The extra-fine grit of this tapered diamond works best to fine tune the preparation or to finish the final restoration.

252000AA Inlay/Onlay Preparation Kit

selected by Dr. Gary Alex



Head shape	813	806	845R	836R	839
ISO Ø 1/10 mm	018	016	025	014	014
Head L in mm	2	2.5	4	6	
Kit content	1	1	1	1	1
REF Refills / Grit size	200143AA	200124AA	200819AA	200243AA	200282AA



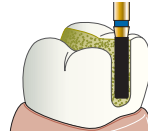
Head shape	845R	836R	862	379
ISO Ø 1/10 mm	025	014	016	023
Head L in mm	4	6	8	5
Kit content	1	1	1	1
REF Refills / Grit size	200820AA	200242AA	200553AA	200041AA

A complete kit to create optimal, conservative inlay/onlay preparations.

Content: 9 FG Multilayer Diamonds



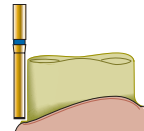
Ideal shape for rapid, easy removal of existing amalgam.



This flat-end cylinder will add definition to the proximal box, creating rounded internal angles.



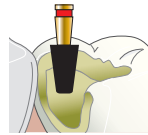
A smaller diameter head with collar follows for complete amalgam removal.



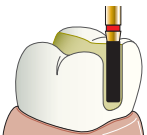
This end-cutting diamond facilitates the creation of an accurate, smooth floor of the prep and establishing clean butt-joint margins.



This diamond is utilized to prepare the floor and walls of the inlay/onlay, creating a 2mm isthmus, rounded internal line angles, and an ideal path of insertion.




This 45 micron diamond assures a smooth prep.



This fine grit cylinder provides a smooth finish to the proximal box.



The 25 micron grit of this football diamond makes it ideal for rounding any internal line angles as well as finishing the final restoration.



The pointed flame shape of the 862 lends itself to refining the preparation and finishing the interproximal and gingival margins of the final restoration.

250080AA CAD/CAM Preparation Kit



	ISO 806 314 508 524 018	ISO 806 314 508 524 021	ISO 806 314 508 524 018	ISO 806 314 508 524 021	ISO 806 314 508 514 018	ISO 806 314 508 514 021	ISO 806 314 277 534 023
Head shape	856P	856P	878KP	878KP	878KP	878KP	379
ISO Ø 1/10 mm	018	021	018	021	018	021	023
Head L in mm	8	8	8	8	8	8	5
Kit content	1	1	1	1	1	1	1
REF Refills / Grit size	215606AA	215609AA	215615AA	215618AA	215614AA	215617AA	200036AA

An atraumatic placement of the crown margin is one of the important parameters for the dental health of teeth after restoration. Sub-gingival restoration margins can result in an irritation of the marginal periodontium. For that reason, intrasulcular crown margins should not be more than 0.5 mm under the sulcus so that connective tissue and epithelial attachment remain unaffected.

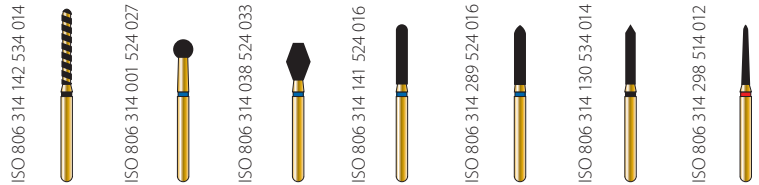

Guide pin burs support an atraumatic preparation since they keep a pre-defined distance to the periodontium. Furthermore, the guide pin can prevent the gutter effect. The guide pin ensures a safe and uniform cutting depth and a controlled preparation of a defined crown margin.

This kit contains 7 Multilayer Diamond Instruments. The black coded egg is recommended for easy shaping of the palatal and lingual area. The guide pin burs with medium grit are used for a first grinding of a tooth, the fine guide pin burs for the smoothing of the rough preparation surface.

Content: 7 FG Multilayer Diamonds

252002AA Crown and Bridge Preparation Kit

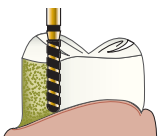
in consultation with Dr. Andrew Shannon



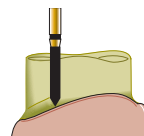
Head shape	882	801	811	881	878	885	878K
ISO Ø 1/10 mm	014	027	033	016	016	014	012
Head L in mm	10		5	8	8	8	8
Kit content	1	1	1	1	1	1	1
REF Refills / Grit size	205096AA	200100AA	200135AA	200698AA	200620AA	200715AA	200632AA

Create desirable ceramic or porcelain/metal restorations with this single kit.

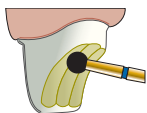
Content: 7 FG Multilayer Diamonds



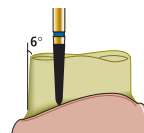
The Topspin design of this diamond provides cool, rapid gross reduction producing a distinct chamfer margin.



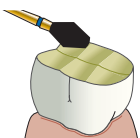
A beveled cylinder, this supercoarse diamond yields a 145° beveled margin which is desirable for both anterior and posterior margins.



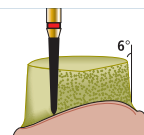
A coarse, round diamond is used for lingual/palatal reduction.



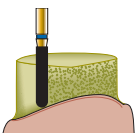
Selection of a diamond depends on the space required for the final restoration. A wider diamond creates a deeper bevel.



Is used to reduce the occlusal of posterior restorations.



This 45 micron diamond refines and smooths the finish line and overall preparation.



This coarse cylinder will give you a 1.5mm deep chamfer margin. Ideal for all ceramic restorations.

Separation Kits

250012AA DIATECH Crown & Bridge Separation Kit

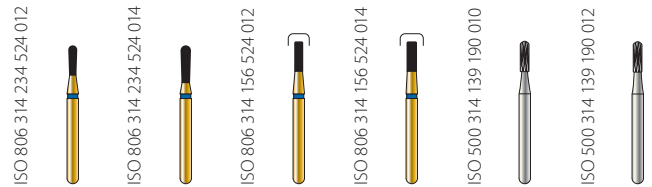


	ISO 500 314 139 190 010	ISO 500 314 139 190 012	ISO 500 314 196 090 012	ISO 500 314 139 007 010	ISO 806 314 140 524 012
Head shape	CX21R	CX21R	CX23R	C31R	880
ISO Ø 1/10 mm	010	012	012	010	012
Head L in mm	4.5	4.3	4.3	4	6
Kit content	1	1	1	1	1
REF Refills / Grit size, Blades	235140AA/CX	235141AA/CX	235143AA/CX	235067AA/6-8	200680AA


Nothing could be more time saving! These 3 cross-cut burs and 1 tungsten carbide bur plus the coarse Multilayer diamond cylinder separate even the hardest of alloys in the shortest possible time. Even if these instruments are used repeatedly, their efficiency hardly drops. Try them!

Content: 1 FG Multilayer Diamond, 4 FG Tungsten Carbide Burs

250011AA DIATECH Amalgam Removal Kit



Head shape	830L	830L	835R	835R	CX21R	CX21R
ISO Ø 1/10 mm	012	014	012	014	010	012
Head L in mm	4	5	4	4	4.5	4.3
Kit content	1	1	1	1	1	1
REF Refills / Grit size, Blades	200177AA	200180AA	200221AA	200223AA	235140AA/CX	235141AA/CX



Head shape	C1	C1	C1	C1
ISO Ø 1/10 mm	006	014	016	018
Head L in mm				
Kit content	1	1	1	1
REF Refills / Grit size, Blades	235001AA/ 6-8	235005AA/ 6-8	235006AA/ 6-8	235007AA/ 6-8

Thanks to prophylaxis, new fillings are becoming less and less common but you are now confronted with defective amalgam fillings daily. This instrument kit will not let you down. 4 coarse grit Multilayer diamonds, 2 cross-cut tungsten carbide burs and 4 tungsten carbide round burs turn removing large and small amalgam fillings, including excavating secondary caries.

Content: 4 FG Multilayer Diamonds, 6 FG Tungsten Carbide Burs

Finishing Kits

60021732 DIATECH Finishing & Polishing Kit for BRILLIANT Crios



	ISO 806 314 257 514 023	ISO 803 204 243 523 040	ISO 803 204 543 523 110	ISO 803 204 543 523 140	ISO 803 204 543 503 110	ISO 803 204 543 503 140	ISO 655 204 010 504 060	
Head shape	368	2303RA	23SG11RA	23SG14RA	24SG11RA	24SG14RA	7001RA	
ISO Ø 1/10 mm	023	040	110	140	110	140	060	
Head L in mm	5	10	1.6	1.6	1.6	1.6	5.5	
Kit content	1	1	1	1	1	1	1	1
REF Refills / Grit size	200014AA	230293AA	60019877	60019878	60019879	60019880	232002AA	

This kit contains everything that is needed for chairside finishing and polishing of BRILLIANT Crios, the reinforced composite blocks from COLTENE. The DIATECH polishers achieve an outstanding high luster polishing result and a tooth-like enamel gloss.

Step 1: Adjustment and Finishing

- Grinding off sprue, grinding-in of the precontacts and modification of cusp slopes with the fine diamond bur (368-314-023-5F).
- Finish of the sprue area and, if necessary, of other surfaces with the flame shaped polisher (2303RA).

Step 2: Prepolishing

- Prepolishing of the occlusal surface (23SG11RA), buccal and palatal (23SG14RA) with DIATECH ShapeGuard for composite (System Comprepul Plus).

Step 3: High luster polishing

- High luster polishing of the occlusal surface (24SG11RA), buccal and palatal (24SG14RA) with DIATECH ShapeGuard for composite (System Composhine Plus).

Step 4: Final refinement

- Final refinement with DIATECH Brush (7001RA) for a tooth-like enamel gloss.

Content: 1 Multilayer Diamond Instrument, 1 Silicone Polisher, 5 ShapeGuard Silicone Polishers, 1 Brush

60021819 DIATECH Lab Finishing & Polishing Kit for BRILLIANT Crios

	ISO 806 104 247 514 012	ISO 803 204 243 523 040	ISO 806 314 257 504 016	ISO 803 204/104 304 523 145
Head shape	860	2303RA	9104HP	9121HP
ISO Ø 1/10 mm	012	040	050	145
Head L in mm	5	10	16	2.5
Kit content	1	1	1	1
REF Refills / Grit size	240142AA	230293AA	60021794	60021795

This kit contains a range of burs and polishers that are needed for labside finishing and polishing of BRILLIANT Crios, the reinforced composite blocks from COLTENE. The DIATECH polishers achieve an outstanding high luster polishing result.

Step 1: Adjustment and finishing

- Grinding off sprue with a fine diamond bur (860-104-012-5-F).
- Finish of the sprue and, if necessary, of other surfaces with a flame shaped polisher (2303RA).

Step 2: Prepolishing and high luster polishing

- Prepolishing and high luster polishing of the occlusal surface, buccal and palatal with the 1step system DIATECH Diashine Compomant Plus (9104HP and 9121HP).
- Please use an elevated pressure for prepolishing and reduced pressure for high luster polishing.

Content: 1 HP Multilayer Diamond Instrument, 3 Silicone Polishers

250013AA DIATECH «Paro» Periodontology Kit



Head shape	368	368	368	893	893	893
ISO Ø 1/10 mm	014	014	014	014	014	014
Head L in mm	5	5	5	7	7	7
Kit content	1	1	1	1	1	1
REF Refills / Grit size	200781AA	200780AA	200782AA	200787AA	200786AA	200788AA



Head shape	368L	368L	368L	893L	893L	893L
ISO Ø 1/10 mm	014	014	014	014	014	014
Head L in mm	5	5	5	7	7	7
Kit content	1	1	1	1	1	1
REF Refills / Grit size	200784AA	200783AA	200785AA	200790AA	200789AA	200791AA


Calculus-free tooth roots are an important factor for your patients' periodontal health. DIATECH helps you by producing a set of diamond burs which are ideal for power-assisted root surface preparation. The 65 micron burs are for contouring the tooth. The 45 micron diamond burs remove calculus easily. The 15 micron burs smooth the root surface quickly yet conserve tissue.

Content: 12 RA Multilayer Diamonds

250007AA DIATECH Universal Shaping and Finishing Kit



Head shape	905	905	368	368	863	862	801
ISO Ø 1/10 mm	023	027	016	023	012	012	018
Head L in mm	2.7	2.9	3.5	5	10	8	
Kit content	1	1	1	1	1	1	1
REF Refills / Grit size	200738AA	200741AA	200007AA	200018AA	200562AA	200546AA	200092AA




Head shape	801	368	368	863	862	801	801
ISO Ø 1/10 mm	023	016	023	012	012	018	023
Head L in mm		3.5	5	10	8		
Kit content	1	1	1	1	1	1	1
REF Refills / Grit size	200099AA	200006AA	200017AA	200561AA	200545AA	200091AA	200098AA

This finishing kit comprises 8 Multilayer FG diamonds for contouring and 6 Multilayer FG diamonds for finishing amalgam, composite, compomer, porcelain, glassionomer and gold restorations. DIATECH fine grit Multilayer diamonds are highly efficient and will not harm the surface of the restoration nor the adjacent tooth structure. We owe it to your high grade restorations!

Content: 14 FG Multilayer Diamonds

252003AA Esthetic Finishing Kit

selected by Dr. Gary Alex



ISO 806 314 535 504 008



ISO 806 314 166 504 014



ISO 806 314 277 504 023



ISO 806 314 270 504 014



ISO 806 314 165 504 012



ISO 806 314 249 504 016



Head shape	874	859	379	390	858	862
ISO Ø 1/10 mm	008	014	023	014	012	016
Head L in mm	3	9	5	3	8	8
Kit content	1	1	1	1	1	1
REF Refills / Grit size	200921AA	200930AA	200041AA	200046AA	200493AA	200553AA

Includes extra-fine grit diamonds for total surface and marginal area finishing.

Content: 6 FG Multilayer Diamonds



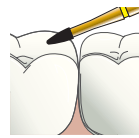
The small, pointed, taper of this 25 micron grit diamond provides access for detailed work. Use it to contour and finish embrasures, sub-gingival margins, and interproximal areas.



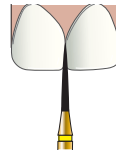
This long, tapered finishing diamond is used for facial contouring and finishing of composite and porcelain restorations.



The football shape of this finishing diamond makes it ideal for finishing occlusal surfaces.



Not a true football shape, this diamond is perfect for fine detailing of the occlusal anatomy.



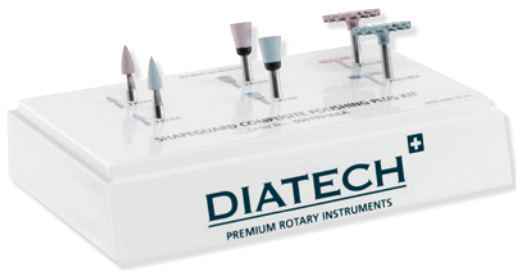
Ideal for finishing, this long pointed diamond is ideal for interproximal and embrasure contouring.




The flame shape of this diamond lends itself to shaping and finishing labial and lingual/palatinal surfaces.

Polishing Kits

60019916 ShapeGuard Composite Polishing Plus Kit




①



Head shape	2301RA	2311RA	23SG14RA
ISO Ø 1/10 mm	030	060	140
Head L in mm	7.5	7.5	1.6
Kit content	1	1	1
REF Refills	230291AA	230295AA	60019878

②



Head shape	2401RA	2411RA	24SG14RA
ISO Ø 1/10 mm	030	060	140
Head L in mm	7.5	7.5	1.6
Kit content	1	1	1
REF Refills	230299AA	230303AA	60019880

This kit offers a comprehensive selection of silicone polishers for prepolishing (purple polishers) and high luster polishing (blue polishers) of composite restorations.

While minipoints are used to smoothen and polish interproximal and hard to reach occlusal areas, the cups are especially indicated for cusp polishing, but also occlusal polishing in general.

DIATECH ShapeGuard is used to polish larger surface areas. Due to its flexible lamellas, it adapts to any surface and provides uniform pressure distribution so that the morphology of the tooth is preserved.

Content: 2 ShapeGuard Silicone polishers, 4 Silicone polishers

60019917 ShapeGuard Ceramic Polishing Plus Kit



①

	ISO 803 204 030 534 060	ISO 803 204 372 534 110	ISO 803 204 543 534 140
Polisher type	9311RA	9331RA	93SG14RA
ISO Ø 1/10 mm	060	110	140
Head L in mm	7.5	2	1.6
Kit content	1	1	1
REF Refills	230319AA	230325AA	60019881

②

	ISO 803 204 243 524 030	ISO 803 204 030 524 060	ISO 803 204 372 524 110	ISO 803 204 543 524 140
Polisher type	9401RA	9411RA	9431RA	94SG14RA
ISO Ø 1/10 mm	030	060	110	140
Head L in mm	7.5	7.5	2	1.6
Kit content	1	1	1	1
REF Refills	230331AA	230337AA	230343AA	60019882

③

	ISO 803 204 514 030	ISO 803 204 030 514 060	ISO 803 204 372 514 110	ISO 803 204 543 514 140
Polisher type	9501RA	9511RA	9531RA	95SG14RA
ISO Ø 1/10 mm	030	060	110	140
Head L in mm	7.5	7.5	2	1.6
Kit content	1	1	1	1
REF Refills	230349AA	230355AA	230361AA	60019883

This kit offers a comprehensive selection of silicone polishers for finishing (blue polishers), prepolishing (red polishers) and high luster polishing (grey polishers) of ceramic restorations.

While minipoints are used to smoothen and polish interproximal and hard to reach occlusal areas, the cups are especially indicated for cusp polishing, but also occlusal polishing in general. The wheel is recommended to precisely polish smaller occlusal areas such as contact points.

DIATECH ShapeGuard is used to polish larger surface areas. Due to its flexible lamellas, it adapts to any surface and provides uniform pressure distribution so that the morphology of the tooth is preserved.

Content: 3 ShapeGuard Silicone polishers, 8 Silicone polishers

60022020 ShapeGuard Zirconia Polishing Plus Kit



①

ISO 803 204 243 524 040	ISO 803 204 030 524 060	ISO 803 204 543 524 140	
Polisher type	9703RA	9711RA	97SG14RA
ISO Ø 1/10 mm	040	060	140
Head L in mm	10	7.5	1.6
Kit content	1	1	1
REF Refills	230379AA	230381AA	60022004

②

ISO 803 204 243 514 040	ISO 803 204 030 514 060	ISO 803 204 543 514 140	
Polisher type	9803RA	9811RA	98SG14RA
ISO Ø 1/10 mm	040	060	140
Head L in mm	10	7.5	1.6
Kit content	1	1	1
REF Refills	230391AA	230393AA	60022005

This kit offers a comprehensive selection of silicone polishers for prepolishing (green polishers) and high luster polishing (orange polishers) of zirconia restorations.

While minipoints are used to smoothen and polish interproximal and hard to reach occlusal areas, the cups are especially indicated for cusp polishing, but also occlusal polishing in general.

DIATECH ShapeGuard is used to polish larger surface areas. Due to its flexible lamellas, it adapts to any surface and provides uniform pressure distribution so that the morphology of the tooth is preserved.

Content: 2 ShapeGuard Silicone polishers, 4 Silicone polishers

DIATECH®

ShapeGuard

Strong in Polishing. Gentle on Surfaces.



A perfect complement to existing DIATECH diamond polishing systems.

- Adapts to any surface
- Uniform pressure distribution due to flexible lamellas
 - Morphology of tooth is preserved
- Fast, easy and intuitive finishing & polishing
- Optimized polishing systems for composite, ceramics and zirconia
- Outstanding high luster polishing results



250095AA SwissFlex Kit



Polisher type	704UM	703UM	706UM	705UM
ISO Ø 1/10 mm	90	130	90	130
Kit content	25	25	25	25
REF Refills / Grit size	232020AA	232019AA	232022AA	232021AA



Polisher type	708UM	707UM	710UM	709UM
ISO Ø 1/10 mm	90	130	90	130
Kit content	25	25	25	25
REF Refills / Grit size	232024AA	232023AA	232026AA	232025AA



Polisher type	700UM	701UM
Kit content	20	20
REF Refills / Grit size	232016AA	232017AA



Mandrel type	702RA
Length in mm	26
Kit content	3
REF Refills	232018AA

The super thin DIATECH SwissFlex foil Discs and Strips are ideally suited for interproximal preparation and polishing and offer excellent access to the tooth surface. They are easy to handle and used for contouring, finishing and polishing composite, amalgam, glass ionomer cement, semi-precious metal and precious metal. Since both sides of the discs are covered with abrasive particles (except the coarse black disc), your work is more efficient. No time intensive changes are required. The specially developed mandrel offers two essential advantages: it is covered in order to prevent damage or discoloration on the tooth and provides higher efficiency since slippage is avoided. All four grit sizes are color coded according to the most commonly used diamond grit sizes.

Content: 200 SwissFlex Discs, 40 SwissFlex Strips, 3 Mandrels

250014AA DIATECH Composite Polishing Kit



①



Polisher type	2101RA	2103RA	2111RA	2127RA
ISO Ø 1/10 mm	030	050	060	100
Head L in mm	7.5	10	7.5	2.5
Kit content	2	2	2	2
REF Refills	230055AA	230059AA	230063AA	230069AA

②




Polisher type	2201RA	2203RA	2211RA	2227RA
ISO Ø 1/10 mm	030	050	060	100
Head L in mm	7.5	10	7.5	2.5
Kit content	2	2	2	2
REF Refills	230072AA	230076AA	230080AA	230086AA

Smooth surfaces offer the best protection against plaque accumulation and discoloration. You know that this is especially important for composite materials. The DIATECH silicone polishers create a smooth, shiny surface on composites – even on tricky fine hybrid composites. The kit comprises 8 light yellow RA instruments for prepolishing and 8 light gray RA instruments for high luster polishing.

Content: 16 RA Silicone Polishers

250092AA Composite Polishing Plus Kit



①



Polisher type	2301RA	2303RA	2311RA	2327RA
ISO Ø 1/10 mm	030	040	060	100
Head L in mm	7.5	10	7.5	2.5
Kit content	1	1	1	1
REF Refills	230291AA	230293AA	230295AA	230297AA

②



Polisher type	2401RA	2403RA	2411RA	2427RA
ISO Ø 1/10 mm	030	040	060	100
Head L in mm	7.5	10	7.5	2.5
Kit content	1	1	1	1
REF Refills	230299AA	230301AA	230303AA	230305AA

Two-step diamond polishing system for smoothing, pre- and high luster polishing of composites, especially for the latest generation.

These Plus polishers are characterized by outstanding high luster polishing results and very long life span.

Content: 8 RA Silicone Polishers

250093AA Composite 1step Polishing Kit



Polisher type	9101RA	9103RA	9111RA	9121RA
ISO Ø 1/10 mm	030	040	060	100
Head L in mm	7.5	10	7.5	2.5
Kit content	2	2	2	2
REF Refills	230264AA	230265AA	230267AA	230271AA

One-step high-performance diamond polisher for the finishing and mirror finishing of all composites. Due to the exclusive diamond grit, a pressure dependent removal and mirror finish polishing step can be achieved.

I.e., with an exerted pressure the surface can be smoothed. By lowering the pressure you will achieve the high luster result. Diashine Compomant captivates because of its superb polishing results, short polishing time, minimized instrument use and very long useful life.

Content: 8 RA Silicone Polishers

250047AA DIATECH Universal Polishing Kit

Polisher type	7001RA	7002RA	7003RA
ISO Ø 1/10 mm	060	040	040
Head L in mm	5.5	6.5	6.5
Kit content	2	2	2
REF Refills	232002AA	232004AA	232006AA

DIATECH integrated fine grit silicon carbide polishing powder into thin, smooth bristles so that no polishing paste is required. Due to the three different shapes, you can easily polish those areas of restorations which are difficult to access, such as fissures and interdental spaces, within seconds and without flattening the surface unnaturally.

Content: 6 RA Polishing Brushes

Sample packs

Adapter

Pulimant

Accessories

Mandrel

Bur Block



Pulimant Diamond Cleaning Block

Professional care with the Pulimant Diamond Cleaning Block optimizes the durability of DIATECH diamonds and guarantees that they will remain highly efficient even after repeated, intense use.

Slurry and remnants of fillings are removed reliably from the surface of the instrument and the diamond grit "bites" properly again.

Autoclavable Bur Blocks

Put a stop to chaotic bur organization! These small, anodized blocks offer a handy solution. The lid prevents the burs from falling out during transport and storage.

Adapters

Fast and safe insertion of your FG instrument into the RA or HP adapter, by simply pushing it in.

The adapter shank is constructed like a split sleeve. Once inserted, the instrument will remain in the adapter until it has become dull. Made from special stainless steel, the adapter together with the instrument can be sterilized in any normally used solution in the autoclave.

NO. PRODUCT NAME


ACCESSORIES

Pulimant Diamond Cleaning Block	125
Autoclavable Bur Blocks	125
Sterilizable Bur Block	125
Adapters	126
Mandrels	126

SAMPLE PACKS

250085AA	Multilayer Diamond Sample Pack	126
250107AA	Multilayer Diamond Sample Pack	126
60019802	Diamond MLX/Carbide Sample Pack	126
250079AA	Speedster Sample Pack	127
250090AA	Speedster Long Head Sample Pack	127
250097AA	SwissFlex Trial Kit	127
230407AA	Trialpack Composite Plus RA	128
60019915	ShapeGuard Composite Trial Pack	128
60022049	ShapeGuard Composite Small Trial Pack	128
230408AA	Trialpack Diashine Compomant Plus RA	128
232027AA	Trialpack Brush RA	128
230409AA	Trialpack Cerafin Plus RA	129
230410AA	Trialpack Cerapreshine Plus RA	129
230411AA	Trialpack Cerashine Plus RA	129
60019914	ShapeGuard Ceramic Trial Pack	129
60022006	ShapeGuard Zirconia Trial Pack	129
230406AA	Trialpack Acrylic HP	129


255025AA Pulimant Diamond Cleaning Block



Professional care optimizes the durability of your valuable DIATECH diamonds and guarantees that they will remain highly efficient even after repeated, intense use. DIATECH supplies the Diamond Cleaning Block for this purpose: Place the diamond instrument flat on the "Pulimant", run it at medium speed and press it gently into the Block - that's it. Slurry and remnants of fillings are removed reliably from the surface of the instrument and the diamond grit "bites" properly again.

Content	1
REF	255025AA

Autoclavable Bur Blocks



Capacity	15 FG instruments	20 FG + 10 RA instruments	30 FG instruments
REF	255033AA	255038AA	255037AA
Content	1	1	1


Put a stop to chaotic bur organization! These small, anodized blocks offer a handy solution. The lid prevents the burs from falling out during transport and storage.

Sterilizable Bur Block



REF	245001AA
Capacity	27 HP Instruments
Content	1

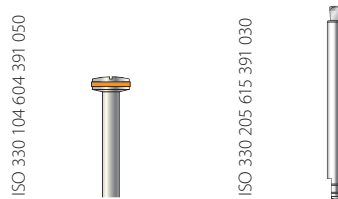
Adapters



Polisher type	4024	4025
Shank	RA (ISO 204)	HP (ISO 104)
Length in mm	13	35
Content	6	6
REF	255027AA	255028AA

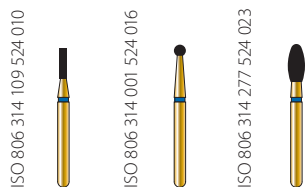
Fast and safe insertion of your FG instrument into the RA or HP adapter, by simply pushing it in. The adapter shank is constructed like a split sleeve. Once inserted, the instrument will remain in the adapter until it has become dull. Made from special stainless steel, the adapter together with the instrument can be sterilized in any normally used solution or in the autoclave.

Mandrels




Mandrel type	303 HP	SwissFlex/702RA
Shank	HP (104)	RA (205)
ISO Ø 1/10 mm	50	30
Total length in mm	46	26
Content	5	5
REF	255047AA	232018AA

250085AA Multilayer Diamond Sample Pack



Head shape	835	801	379
ISO Ø 1/10 mm	010	016	023
Head L in mm	4		5
Kit content	1	1	1
REF Refills	200203AA	200086AA	200038AA

250107AA Multilayer Diamond Sample Pack



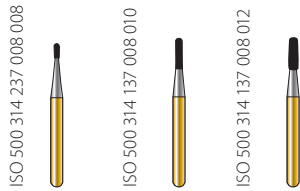
Head shape	830L	379	878K
ISO Ø 1/10 mm	012	023	014
Head L in mm	4	5	8
Kit content	1	1	1
REF Refills	200177AA	200038AA	200636AA

60019802 Diamond MLX/Carbide Sample Pack



Head shape	889	856	801	S5
ISO Ø 1/10 mm	009	018	018	012
Head L in mm	3.5	9		5
Kit content	1	1	1	1
REF Refills	200733AA	200451AA	200089AA	237014AA

250079AA Speedster Sample Pack



Head shape	S3	S5	S5
ISO Ø 1/10 mm	008	010	012
Head L in mm	2	4	4
Blades	6-8	6-8	6-8
Kit content	1	1	1
REF Refills	237007AA	237013AA	237014AA

250090AA Speedster Long Head Sample Pack



Head shape	S856	S379	S847
ISO Ø 1/10 mm	014	023	016
Head L in mm	8	4	8
Blades	6-8	6-8	6-8
Kit content	1	1	1
REF Refills	237029AA	237023AA	237024AA

250097AA SwissFlex Trial Kit



Polisher type	704UM	703UM	706UM	705UM
ISO Ø 1/10 mm	90	130	90	130
Kit content	1	1	2	1
REF Refills	232020AA	232019AA	232022AA	232021AA



Polisher type	708UM	707UM	710UM	709UM
ISO Ø 1/10 mm	90	130	90	130
Kit content	2	1	2	1
REF Refills	232024AA	232023AA	232026AA	232025AA



Mandrel type	702RA
Length in mm	26
Kit content	1
REF Refills	232018AA

230407AA Trialpack Composite Plus RA



Head shape	2301RA	2303RA	2311RA	2401RA	2403RA	2411RA
ISO Ø 1/10 mm	030	040	060	030	040	060
Head L in mm	7.5	10	7.5	7.5	10	7.5
Kit content	1	1	1	1	1	1
REF Refills	230291AA	230293AA	230295AA	230299AA	230301AA	230303AA

60019915 ShapeGuard Composite Trial Pack



Head shape	23SG11RA	23SG14RA	24SG11RA	24SG14RA
ISO Ø 1/10 mm	110	140	110	140
Head L in mm	1.6	1.6	1.6	1.6
Kit content	1	1	1	1
REF Refills	60019877	60019878	60019879	60019880

60022049 ShapeGuard Composite Small Trial Pack



Head shape	23SG14RA	24SG14RA
ISO Ø 1/10 mm	140	140
Head L in mm	1.6	1.6
Kit content	1	1
REF Refills	60019878	60019880

230408AA Trialpack Diashine Compomant Plus RA



Head shape	9101RA	9103RA	9111RA	9121RA
ISO Ø 1/10 mm	030	040	060	100
Head L in mm	7.5	10	7.5	2.5
Kit content	1	1	1	1
REF Refills	230264AA	230265AA	230267AA	230271AA

232027AA Trialpack Brush RA



Head shape	7001RA	7002RA	7003RA
ISO Ø 1/10 mm	060	040	040
Head L in mm	5.5	6.5	6.5
Kit content	1	1	1
REF Refills	232002AA	232004AA	232006AA

230409AA Trialpack Cerafin Plus RA



Head shape	9303RA	9311RA	9331RA
ISO Ø 1/10 mm	040	060	110
Head L in mm	10	7.5	2
Kit content	1	1	1
REF Refills	230317AA	230319AA	230325AA

230410AA Trialpack Cerapreshine Plus RA



Head shape	9403RA	9411RA	9431RA
ISO Ø 1/10 mm	040	060	110
Head L in mm	10	7.5	2
Kit content	1	1	1
REF Refills	230335AA	230337AA	230343AA

230411AA Trialpack Cerashine Plus RA



Head shape	9503RA	9511RA	9531RA
ISO Ø 1/10 mm	040	060	110
Head L in mm	10	7.5	2
Kit content	1	1	1
REF Refills	230353AA	230355AA	230361AA

60019914 ShapeGuard Ceramic Trial Pack



Head shape	93SG14RA	94SG14RA	95SG14RA
ISO Ø 1/10 mm	140	140	140
Head L in mm	1.6	1.6	1.6
Kit content	1	1	1
REF Refills	60019881	60019882	60019883

60022006 ShapeGuard Zirconia Trial Pack



Head shape	97SG14RA	98SG14RA
ISO Ø 1/10 mm	140	140
Head L in mm	1.6	1.6
Kit content	1	1
REF Refills	60022004	60022005

230406AA Trialpack Acrylic HP



Head shape	6150HP	6160HP	6250HP	6260HP	6350HP
ISO Ø 1/10 mm	100	150	100	150	100
Head L in mm	24	17	24	17	24
Kit content	1	1	1	1	1
REF Refills	230247AA	230249AA	230253AA	230255AA	230259AA

RPM

Hygiene

Procedures

Safety Recommendations

For Use

PRODUCT NAME

RECOMMENDATIONS
FOR SAFETY AND HYGIENE

DIATECH Z-Rex Diamond instruments	132
DIATECH Multilayer Diamond instruments	133
DIATECH Carbide burs	136
DIATECH SwissFlex Discs	138
DIATECH SwissFlex Strip	139
DIATECH DIAStrip	140
DIATECH Silicone Polishers	141

EN DIATECH Diamond instruments for Dental Practices

Definition

DIATECH Z-Rex are diamond burs for high performance ceramics as for example zirconia and aluminum oxide.

Indications

- Endo access
- Crown adjustment
- Crown cutting

Recommendations for Use and Safe Operation in Dental Practices

The diamond instruments have to be selected (shape, size, type) according to the type of preparation. The ergonomic principles must be taken into account during the working procedures. The high-speed turbine or contra-angle handpiece as well as rotary instruments must be in perfect working condition. The instruments must be fully inserted and gripped in the high-speed turbine or contra-angle handpiece with utmost care. An optimal cutting performance and cutting life will be achieved by choosing the correct speed and pressure (depending on the substrate).

Before touching the preparation site with the instrument, make sure that the bur is rotating at the optimum speed (see packaging) and that the cooling system is working properly. Once the preparation has been completed, remove the rotary instrument from the site and allow it to come to a standstill.

The recommended force applied (reference value 1.5 N) is based upon the diameter of the instrument, the type of handpiece and the substrate to be worked on. The recommended speed is defined by the borderline circumferential velocities of 10 and 20 m/s. Use lower speed and pressure for finer grit size or for finishing, and a higher speed and pressure for coarse grit sizes and for bulk reduction. Jamming of the instrument can cause breakage. To prevent harm to the tooth structure, pulp and adjacent fillings, cool with sufficient amounts of water (minimum 50ml/min).

Whenever possible, the diamonds should be stored in their original packaging to enable them to be identified and traced. Instruments which are blunt, damaged, bent or no longer concentric, must be removed immediately and disposed of carefully.

Only use flawless diamond instruments.

Recommended hygiene procedures in dental practices

It is recommended to sterilize diamond instruments prior to the first use. After use, instruments must be immersed immediately in a tank containing a suitable cleaning agent/disinfectant. Use a disinfectant/cleaning agent containing a corrosion inhibitor. The cleaning agent/disinfectant manufacturer's instructions must be obeyed. Strongly acidic and alkaline disinfectants may adversely affect the instruments.

If necessary, clean by mechanical means in advance, check for any remains and, if necessary, clean again. The instruments may be cleaned ultrasonically. In order to avoid the transmission of infectious germs, steam sterilization is recommended. Dry heat sterilization over 140°C damages the bur. Sterilizers must be used in accordance with the manufacturer's instructions.

Recommended speeds

Head diameter in 1/10 mm	Speed range (RPM)
012	160.000 – 300.000
014	135.000 – 275.000
016	120.000 – 240.000
018	105.000 – 210.000
023	85.000 – 165.000

DE DIATECH Diamantschleifinstrumente für die zahnärztliche Praxis

Definition

DIATECH Z-Rex sind Diamantschleifinstrumente zur Bearbeitung von Hochleistungskeramiken wie zum Beispiel Zirkonoxid oder Aluminiumoxid.

Indikationen

- Endo-Zugang
- Feinarbeit an Kronen
- Kronentrennung

Anwender-, Sicherheitshinweise für die Praxis

Die Auswahl der Instrumente (Form, Größe, Art) richtet sich in erster Linie nach dem Präparationsziel. Beim Arbeitsablauf sind die ergonomischen Prinzipien zu berücksichtigen.

Turbine oder Winkelstück sowie rotierende Werkzeuge müssen sich in technisch einwandfreiem Zustand befinden. Die Instrumente sind sorgfältig und vollständig in das Spannfutter einzuspannen.

Durch die Wahl der richtigen Drehzahl und des geeigneten Anpressdrucks (abhängig vom Substrat) wird eine optimale Schnittleistung und Standzeit erreicht.

Das Schleifinstrument vor dem Ansetzen an das zu bearbeitende Objekt auf optimale Arbeitsdrehzahl bringen (siehe Verpackungsaufdruck) und die Kühlung überprüfen. Nach der Präparation ohne Kontakt zum Objekt auslaufen lassen. Die empfohlene Anpresskraft (Richtwert 1.5 N) richtet sich nach dem Durchmesser des Instruments, nach Art des Antriebs und dem zu bearbeitenden Substrat. Der Drehzahlbereich definiert sich durch die empfohlenen Umfangsgeschwindigkeiten von 10 bzw. 20 m/s. Beim Einsatz feiner Körnung und beim Finieren sind eher niedrige Drehzahlen und geringer Anpressdruck empfohlen. Bei Materialabtrag mit grobem Korn sind eher hohe Drehzahlen und stärkerer Anpressdruck geeignet. Ein Verkanten des Instrumentes kann zum Bruch führen. Zur Schonung der Zahnschubstanz, der Pulpa und der benachbarten Füllungen ist für eine ausreichende Wasserkühlung (mind. 50ml/min) zu sorgen.

Die Diamant-Schleifinstrumente sind möglichst in der Originalverpackung zu lagern, um die Identifikation und Rückverfolgbarkeit zu gewährleisten. Stumpfe, beschädigte, oder nicht mehr rundlaufende Instrumente sind sofort auszusortieren und zu entsorgen.

Nur einwandfreie Diamant-Schleifinstrumente einsetzen.

Hygiene-Empfehlungen für die Praxis

Vor dem Ersteininsatz wird empfohlen die Diamant-Schleifinstrumente zu sterilisieren. Gebrauchte Instrumente sind sofort in ein Bohrerbad mit dafür vorgesehenen Reinigungs- und Desinfektionslösungen einzulegen. Es ist ein Desinfektions- und Reinigungsmittel mit Korrosionsschutz zu verwenden. Die einschlägigen Anwendungsvorschriften der Reinigungs- und Desinfektionsmittel-Hersteller sind zu beachten. Stark saure und alkalische Desinfektionslösungen können zu Beeinträchtigungen der Instrumente führen.

Wenn nötig mechanisch vorreinigen, auf Rückstände prüfen und gegebenenfalls nachreinigen. Die Instrumente können mit Ultraschall gereinigt werden. Um Übertragungen von infektiösen Keimen zu vermeiden, wird Dampfsterilisation empfohlen. Heißluftsterilisation über 140°C beschädigt den Schleifer. Die Sterilisationsgeräte sind gemäß den Herstelleranweisungen zu verwenden.

EN Recommendations for Use and Safe Operation in Dental Practices

1. General

To prevent harm to the residual tooth structure and the tissues and teeth contiguous to the site, provide for sufficient cooling, technically, clinically and hygienically optimum instruments and materials as well as optimum instrument speed and only exert the necessary amount of pressure. The service-life of diamond instruments depends on compliance with the following recommendations for use and safe operation.

2. Recommended hygiene procedures

When working with rotary instruments, eye protection as well as a mask should be worn. The diamond instruments are selected (shape, size, type) according to the type of preparation to be carried out.

The ergonomic principles must be taken into account during the working procedures.

The handpieces (high-speed handpieces, contra-angles) for diamond instruments must be in perfect working conditions.

The instruments must be fully inserted and gripped in the high-speed handpiece or contra-angle with utmost care.

Select the correct speed to ensure optimum performance and service-life. Operate within the recommended speed ranges.

The hints covering maximum permissible speeds must be heeded.

Before placing the diamond in contact with the site being prepared, check that the bur is rotating at the optimum speed and that the cooling system is functioning properly. Once the preparation has been completed, remove the rotary instrument from the site and allow it to come to a standstill.

Prepare carefully and without exerting pressure. Select the pressure (0.3 – 2N) to ensure that the speed is not reduced noticeably. The pressure exerted on the instrument is a decisive factor for the working procedure and the successful outcome of the preparation. Under no circumstances should the instrument be allowed to jam.

To prevent harm to the tooth structure, pulp and adjacent fillings, cool by spraying with sufficient amounts of water. We recommend high-speed handpieces with three jets which spray the coolant along the entire length of the instrument's cutting surface. Preparing a tooth without using sufficient coolant – minimum: 50ml/min. and incorrect application of the coolant (spray diverted, inadequate ejection) may adversely affect the final result.

Diamond instruments of excessive length (>21mm) and diamond instruments with a head exceeding 2mm in diameter require additional cooling.

Only use impeccable diamond instruments. Instruments which are blunt, damaged, bent or no longer concentric, must be segregated immediately and disposed of carefully.

Whenever possible, the diamonds should be stored in their original packaging to enable them to be identified and traced.

EN Recommended Hygiene Procedures for Dental Practices

1. General

Protection against infection is especially important to patients and surgery staff. Disinfection and/or sterilization of the equipment and instruments used are an absolutely essential part of a safe preparation technique.

Diamond instruments must be sterilized prior to use.

The following hygiene procedures are recommended before and after use:

2. Recommended hygiene procedures

Cleaning, disinfecting, sterilizing and storing diamond instruments:

After use, instruments must be immersed immediately in a tank containing suitable cleaning agent/disinfectant. Use a disinfectant/cleaning agent containing a corrosion inhibitor. The cleaning agent/disinfectant manufacturer's instructions must be heeded.

Strong acidic and alkaline disinfectants may adversely affect the instruments. Strong chemicals attack the instruments.

If necessary, clean by mechanical means in advance (brush the bur blades with a brush with nylon or brass bristles).

Check for any remains and, if necessary, clean again.

The instruments may be cleaned ultrasonically. The use of bur stands or holders is advisable as they prevent the instruments vibrating against each other and becoming damaged.

Sterilize the instruments in an autoclave or in a hot air.

Hints:

Avoid temperatures exceeding 200°C.

Sterilizers must be used in accordance with the manufacturer's instructions.

The instruments should then be stored in alcohol or ultra-violet light until further use.

For long-term storage, keep the instruments in stands or containers in a dry place, protected against dust and acidic vapours.

Please note:

To prevent spreading infectious germs, instruments contaminated with blood or saliva should be disposed of carefully.

DE Anwender-, Sicherheitshinweise für die Praxis

1. Allgemeines

Zur Schonung der verbleibenden Zahnhartsubstanz und der das Arbeitsobjekt umgebenden Gewebe und Zähne ist auf ausreichende Kühlung, technisch, klinisch und hygienisch einwandfreie Arbeitsmittel, sowie auf eine optimale Arbeitsdrehzahl und wohl dosierten Anpressdruck zu achten. Die Lebensdauer der Diamant-Schleifinstrumente hängt wesentlich von der Beachtung der nachstehenden Anwendungs- und Sicherheitsempfehlungen ab.

2. Anwender- und Sicherheitshinweise

Bei der Arbeit mit rotierenden Instrumenten ist eine Schutzbrille sowie ein Mundschutz zu tragen.

Die Auswahl der Instrumente (Form, Grösse, Körnung) richtet sich in erster Linie nach dem Präparationsziel. Beim Arbeitsablauf sind die ergonomischen Prinzipien zu berücksichtigen. Antriebe (Turbine, Winkelstück) von rotierenden Diamant-Schleifinstrumenten müssen sich in technisch einwandfreiem Zustand befinden.

Die Instrumente sind sorgfältig und vollständig in die Turbine oder in das Winkelstück einzuspannen.

Durch die Wahl der richtigen Arbeitsdrehzahl wird eine effektive Leistung und Standzeit erreicht. Es sind die empfohlenen Richtdrehzahlbereiche einzuhalten.

Die Hinweise über maximal zulässige Drehzahlen sind zu beachten.

Das Diamant-Schleifinstrument vor dem Ansetzen an das zu bearbeitende Objekt auf optimale Arbeitsdrehzahl bringen und den Kühlmechanismus überprüfen. Nach der Präparation wiederum ohne Kontakt zum Objekt auslaufen lassen.

Sorgfältig und drucklos präparieren. Der Anpressdruck (0.3 – 2N) sollte so gewählt werden, dass sich die Drehzahl nicht wesentlich verringert. Das Dosieren des Anpressdruckes (schonendes Arbeiten) ist ausschlaggebend für den Arbeitsablauf und den Präparationserfolg. Ein Verkanten des Instrumentes ist zu vermeiden.

Zur Schonung der Zahnhartsubstanz, der Pulpa und der benachbarten Füllungen ist für eine ausreichende Wasser-Spraykühlung zu sorgen. Empfehlenswert sind Turbinen mit drei Kühlstrahldüsen, die das Kühlmedium auf die Gesamtlänge der Schleiffläche des Instrumentes verteilen. Eine Präparation ohne ausreichende Kühlmittelmenge von min. 50ml/min und eine ungünstige Kühlmittelapplikation (Sprayablenkung, unsaubere Absaugtechnik) können sich negativ auf das Arbeitsergebnis auswirken.

Bei überlangen Diamant-Schleifinstrumenten (>21mm) und bei Diamant-Schleifinstrumenten mit Arbeitsteil-Durchmesser über 2mm ist eine zusätzliche Kühlung erforderlich.

Nur einwandfreie Diamant-Schleifinstrumente einsetzen. Stumpfe, beschädigte, verbogene oder nicht mehr rundlaufende Instrumente sind sofort auszusortieren und sorgfältig zu entsorgen.

Die Diamant-Schleifinstrumente sind möglichst in der Originalverpackung zu lagern um die Identifikation und Rückverfolgbarkeit zu gewährleisten.

DE Hygiene-Empfehlung für die Praxis

1. Allgemeines

Der Infektionsschutz ist für den Patienten und das Behandlungsteam von besonderer Bedeutung. Die Desinfektion und/oder Sterilisation der eingesetzten Arbeitsmittel sind Erfordernisse einer sicherheitsbetonten Präparationstechnik.

Vor dem Einsatz sind die Diamant-Schleifinstrumente zu sterilisieren.

Nach der Verwendung und vor der Wiederverwendung sind die nachfolgenden Hygiene-Empfehlungen zu beachten.

2. Hygiene-Empfehlungen

Reinigung, Desinfektion, Sterilisation und Lagerung von Diamant-Schleifinstrumenten:

Gebrauchte Instrumente sind sofort in ein Bohrerbad mit dafür vorgesehenen Reinigungs- und Desinfektionslösungen einzulegen. Desinfektions- und Reinigungsmittel mit Korrosionsschutz verwenden. Es sind unbedingt die einschlägigen Anwendungsvorschriften der Reinigungs- und Desinfektionsmittel-Hersteller zu beachten.

Stark saure und alkalische Desinfektionslösungen können zu Beeinträchtigungen der Instrumente führen. Starke chemische Mittel greifen die Instrumente an.

Wenn nötig mechanisch vorreinigen (Abbürsten mit einer Bürste mit harten Nylon- oder Messingborsten).

Auf Rückstände hin prüfen und allenfalls nachreinigen.

Die Instrumente können mit Ultraschall gereinigt werden. Die Verwendung von Bohrerständern oder -halter ist vorteilhaft. Man vermeidet dadurch Schäden an den Instrumenten, welche durch gegenseitiges, vibrierendes Berühren entstehen könnten.

Sterilisation der Instrumente im Autoklaven oder mittels Heissluft.

Hinweise:

Temperaturen über 200 °C vermeiden.

Die Sterilisationsgeräte sind gemäss den Weisungen der Hersteller zu verwenden.

Die Instrumente können anschliessend und bis zum Einsatz in Alkohol oder unter ultraviolettem Licht aufbewahrt werden.

Bei längerer Lagerung Instrumente in Ständern oder Behältnissen staubfrei, trocken und vor Säuredämpfen geschützt aufbewahren.

Anmerkung:

Um Übertragungen von infektiösen Keimen zu vermeiden, sollten mit Blut oder Schmutz kontaminierte Instrumente sorgfältig entsorgt werden.

Recommended Speeds for FG and RA Diamond Instruments

Head diameter in 1/10 mm Kopfdurchmesser in 1/10 mm	Speed range (min-1) Drehzahlbereich (min-1)
007 – 011	75.000 – 150.000
012 – 015	60.000 – 110.000
016 – 019	45.000 – 88.000
021 – 023	40.000 – 75.000
024 – 028	30.000 – 65.000
029 – 032	25.000 – 56.000
033 – 041	22.000 – 45.000
042 – 054	20.000 – 37.000
055 – 060	17.000 – 32.000

Recommended Speeds Multilayer Diamonds HP

Head diameter in 1/10 mm Kopfdurchmesser in 1/10 mm	Non metals (e.g. Porcelain) [min-1] Nichtmetalle (z.B. Keramik) (min-1)	Metals (e.g. cast model alloys)[min-1] Metalle (z.B. Modellguss-Leg.) (min-1)
009 – 010	95.000 – 190.000	190.000 – 300.000
012 – 014	70.000 – 140.000	140.000 – 210.000
016 – 018	55.000 – 110.000	110.000 – 165.000
021 – 023	40.000 – 85.000	85.000 – 130.000
025 – 027	35.000 – 70.000	70.000 – 110.000
031–033	30.000 – 60.000	60.000 – 95.000
040 – 050	20.000 – 40.000	40.000 – 60.000
060 – 070	15.000 – 30.000	30.000 – 50.000
080 – 090	12.000 – 25.000	25.000 – 35.000
100	10.000 – 20.000	20.000 – 30.000
130	8.000 – 16.000	16.000 – 25.000
160	7.000 – 14.000	14.000 – 20.000
170	6.000 – 12.000	12.000 – 18.000
180	5.500 – 11.000	11.000 – 16.000
190	5.000 – 10.000	10.000 – 15.000
220	4.500 – 9.000	9.000 – 14.000

EN DIATECH tungsten carbide burs/finishers for Dental Surgeries

Recommendations for Use and Safe Operation in Dental Practices

1. General

To prevent harm to the residual tooth structure and the tissues and teeth contiguous to the site, provide for sufficient cooling, technically, clinically and hygienically optimum instruments and materials as well as optimum instrument speed and only exert the necessary amount of pressure. The service-life of tungsten Carbide burs depends on compliance with the following recommendations for use and safe operation.

2. Recommended hygiene procedures

The tungsten carbide burs are selected (shape, size, type) according to the type of preparation to be carried out.

The ergonomic principles must be taken into account during the working procedures.

The handpieces (high-speed handpieces, contraangles) for tungsten Carbide burs must be in perfect working order.

The instruments must be fully inserted and gripped in the high-speed handpiece or contraangle with the utmost of care.

Select the correct speed to ensure optimum performance and service-life.

Operate within the recommended speed ranges.

The hints covering maximum permissible speeds must be heeded.

Before placing the tungsten carbide bur/finisher in contact with the site being prepared, check that the bur is rotating at the optimum speed and that the cooling system is functioning properly. Once the preparation has been completed, remove the rotary instrument from the site and allow it to come to a standstill.

Prepare carefully and without exerting pressure. Select the pressure (0.3 – 2 N) to ensure that the speed is not reduced noticeably. The pressure exerted on the rotary instrument is a decisive factor for the working procedure and the successful outcome of the preparation. Under no circumstances should the burs be allowed to jam.

To prevent harm to the tooth structure, pulp and adjacent fillings, cool by spraying with sufficient amounts of water. We recommend high-speed handpieces with three jets that spray the coolant along the entire length of the bur's cutting surface. Preparing a tooth without using sufficient coolant – minimum: 50ml/min. and incorrect application of the coolant (spray diverted, inadequate ejection) may adversely affect the final result.

Only use impeccable tungsten carbide burs. Burs that are blunt, damaged, bent or no longer concentric, must be segregated immediately and disposed of carefully.

Whenever possible, the tungsten carbide burs should be stored in their original packaging to enable them to be identified and traced.

Recommended Hygiene Procedures for Dental Practices

1. General

Protection against infection is especially important to patients and surgery staff. Disinfection and/or sterilization of the equipment and instruments used are an absolutely essential part of a safe preparation technique.

- Tungsten carbide burs/finishers must be sterilized prior to use.
- The following hygiene procedures are recommended before and after use.

2. Recommended hygiene procedures

Cleaning, disinfecting, sterilizing and storing tungsten carbide burs/finishers:

Valid methods for sterilizing and cleaning burs are:

- Autoclaving: Dip burs in a corrosion inhibitor such as 1% sodium nitrite, prior to the sterilization cycle. Operate at full cycle with a dwell at 132° C minimum for 12 minutes.
- Dry Heat: Expose the bur to a temperature of 190° C for 6 minutes.
- Cleaning with Ultrasound: Burs may be ultrasonically cleaned by inserting them in bur holders (or blocks) to prevent damage by rubbing against other surfaces or each other. A cycle of 5 minutes is recommended, using a general purpose cleaner.

Caution:

- Use sterilizing devices according to the manufacturers recommended procedure. It is the responsibility of the user to ensure that sterilization is effective.
- Avoid cold disinfectant solutions. These solutions do not sterilize and may contain corrosive agents that degrade the performance and strength of the carbide bur.
- If necessary, clean by mechanical means in advance (brush the bur blades with a brush with nylon or brass bristles). Check for any remains and, if necessary, clean again.
- Dental burs made of carbide and steel should be dried and stored in a moisture free environment. This avoids the possibility of corrosion which could weaken the joint of carbide and steel.

Please note:

To prevent spreading infectious germs, instruments contaminated with blood or saliva should be disposed of carefully.

DE DIATECH Hartmetallbohrer/-Finierer für die zahnärztliche Praxis

Anwender-, Sicherheitshinweise für die Praxis

1. Allgemeines

Zur Schonung der verbleibenden Zahnhartsubstanz und der das Arbeitsobjekt umgebenden Gewebe und Zähne ist auf ausreichende Kühlung, technisch, klinisch und hygienisch einwandfreie Arbeitsmittel, sowie auf eine optimale Arbeitsdrehzahl und wohl dosierten Anpressdruck zu achten. Die Lebensdauer der Hartmetall-Instrumente hängt wesentlich von der Beachtung der nachstehenden Anwendungs- und Sicherheitsempfehlungen ab.

2. Anwender- und Sicherheitshinweise

Die Auswahl der Hartmetall-Instrumente (Form, Grösse, Art) richtet sich in erster Linie nach dem Präparationsziel.

Beim Arbeitsablauf sind die ergonomischen Prinzipien zu berücksichtigen.

Antriebe (Turbine, Winkelstück) von rotierenden Hartmetall-Instrumenten müssen sich in einem technisch einwandfreien Zustand befinden.

Die Instrumente sind sorgfältig und vollständig in die Turbine oder in das Winkelstück einzuspannen.

Durch die Wahl der richtigen Arbeitsdrehzahl werden eine effektive Leistung und Standzeit erreicht. Es sind die empfohlenen Richtdrehzahlbereiche einzuhalten.

Die Hinweise über maximal zulässige Drehzahlen sind zu beachten.

Den Hartmetallbohrer/-Finierer vor dem Ansetzen an das zu bearbeitende Objekt auf optimale Arbeitsdrehzahl bringen und den Kühlmechanismus überprüfen.

Nach der Präparation ohne Kontakt zum Objekt auslaufen lassen.

Sorgfältig und drucklos präparieren. Der Anpressdruck (0.3 – 2 N) sollte so gewählt werden, dass sich die Drehzahl nicht wesentlich verringert. Das Dosieren des Anpressdruckes (schonendes Arbeiten!) ist ausschlaggebend für den Arbeitsablauf und den Präparationserfolg. Ein Verkanten des Instrumentes ist zu vermeiden.

Zur Schonung der Zahnhartsubstanz, der Pulpa und der benachbarten Füllungen ist für eine ausreichende Wasser-Spraykühlung zu sorgen. Empfehlenswert sind Turbinen mit drei Kühlstrahldüsen, die das Kühlmedium auf die Gesamtlänge der Schneidfläche des Instrumentes verteilen. Eine Präparation ohne ausreichende Kühlmittelmenge von min. 50ml/min und eine ungünstige Kühlmittelapplikation (Sprayablenkung, unsaubere Absaugtechnik) können sich negativ auf das Arbeitsergebnis auswirken.

Nur einwandfreie Hartmetall-Instrumente einsetzen.

Stumpfe, beschädigte, verbogene oder nicht mehr rundlaufende Instrumente sind sofort auszusortieren und sorgfältig zu entsorgen.

Die Hartmetall-Instrumente sind möglichst in der Originalverpackung zu lagern, um die Identifikation und Rückverfolgbarkeit zu gewährleisten.

Hygiene-Empfehlungen für die Praxis

1. Allgemeines

Der Infektionsschutz ist für den Patienten und das Arbeitsplatzteam von besonderer Bedeutung. Die Desinfektion und/oder Sterilisation der eingesetzten Arbeitsmittel sind Erfordernisse einer sicherheitsbetonten Präparationstechnik.

- Vor dem Einsatz sind die Hartmetallbohrer/-Finierer zu sterilisieren.
- Nach der Verwendung und vor der Wiederverwendung sind die nachfolgenden Hygiene-Empfehlungen zu beachten.

2. Hygiene-Empfehlungen Reinigung, Desinfektion, Sterilisation und Lagerung von Hartmetallbohrern/-Finierern:

Mögliche Sterilisations- sowie Reinigungsmethoden sind:

- Autoklavierung: Vor dem Sterilisationsvorgang die Bohrer in ein entsprechendes Korrosionsschutzmittel wie z.B. 1% Natriumnitrit, eintauchen. Autoklavierung bei 132° C für Minimum 12 Minuten.
- Heissluft: 6 Minuten bei einer Temperatur von 190° C.
- Reinigung mit Ultraschall: Die Verwendung von Bohrerständern oder -haltern ist vorteilhaft. Man vermeidet dadurch Schäden an den Instrumentenschneiden, welche durch gegenseitiges, vibrierendes Berühren entstehen können. Die meisten Ultraschall-Hersteller empfehlen einen Sterilisations-Durchgang von 5 Minuten.

Achtung:

- Die Benutzungshinweise der Sterilisationsgeräte und -Vorgänge sind den Angaben der Hersteller dieser Geräte / Mittel zu entnehmen.
- Vermeiden Sie Kaltdesinfektionsmittel-Lösungen. Diese Lösungen sterilisieren die Instrumente nicht vollständig und enthalten ätzende Wirkstoffe, welche die Leistung der Bohrer negativ beeinträchtigen.
- Wenn nötig mechanisch vorreinigen (Abbürsten der Bohrerschneiden mittels einer Bürste mit harten Nylon- oder Messingborsten). Auf Rückstände prüfen und gegebenenfalls nachreinigen.
- Die Instrumente in Ständern oder anderen Behältnissen staubfrei, trocken und vor Säuredämpfen geschützt aufbewahren.

Anmerkung:

Um Übertragungen von infektiösen Keimen zu vermeiden, sollten mit Blut oder Schmutz kontaminierte Instrumente sorgfältig entsorgt werden.

Recommended Speeds

Head diameter in 1/10 mm Kopfdurchmesser in 1/10 mm	Speed range (min-1) Drehzahlbereich (min-1)
005 – 008	40.000 – 80.000
009 – 010	30.000 – 60.000
012 – 014	24.000 – 48.000
016 – 018	19.000 – 37.000
021 – 023	15.000 – 30.000

EN DIATECH SwissFlex™

Definition

SwissFlex Discs: 3 of the 4 discs are made of thin, transparent foils that are selectively coated on both sides with aluminium oxide particles. The coarse disc is completely coated on the upper side with black silicon particles. The 4 grit sizes can be differentiated by the colour coding identification used on the centre of the disc, which must be placed onto the mandrel. All 4 discs are available in two diameters (9 and 13 mm). The discs are single use only. The mandrel is designed for multiple uses.

SwissFlex Strips are thin, transparent foil strips which are selectively coated with aluminium oxide particles on one side only. The black portion is coated over the entire surface with silicon carbide. The colour coding for the SwissFlex Strips is the same as that used for the SwissFlex discs.

Indications:

SwissFlex Discs and SwissFlex Strips are disposable. They are used for polishing composite, amalgam, glass ionomer cement, semi-precious metal and precious metal.

Contraindications:

Treatments during the course of which the SwissFlex Discs might jam or bend, if they are used with a rotation that is faster than 16'000 min⁻¹, and if they are used multiple times.

Recommendations for use and safe operation

SwissFlex Disc

Use suitable DIATECH diamond finishers or the black SwissFlex Disc 703UM or 704UM (please review "Overview product range") for previous removal of excess composite and for retouching composite fillings.

Only use SwissFlex Discs in combination with the SwissFlex Mandrel 703RA. The mandrel is suitable for multiple uses.

For safe mounting and removal, hold instrument between middle and index finger and place on the mandrel (for removal: disengage from the mandrel), applying gentle pressure. A noticeable click confirms safe locking.

Bring the SwissFlex Disc to the required optimal speed of 10'000 min⁻¹ prior to application to the tooth. The maximum permissible speed is 16'000 min⁻¹.

Always provide sufficient cooling (at least 50 ml/min.); additional external cooling targeted at the operational site is required when working with the front end.

- Observe the specified sequence (black - blue - red - white)
- Avoid high contact pressure.
- Avoid contact with soft tissue.

The operating time per SwissFlex Disc is 5 - 20 sec., according to the respective application.

Improper use, such as excessive speed or pressure, can lead to overheating and damage to the surface to be restored as well as the destruction of the SwissFlex Disc. Risk of injury!

DE DIATECH SwissFlex™

Definition

SwissFlex Discs: 3 von 4 Scheiben sind dünne, transparente Folien, welche beidseitig mit punktuell verteilten Aluminiumoxid-Partikeln beschichtet sind. Die grobe Scheibe ist stirnseitig komplett mit schwarzen Siliziumkarbid-Partikeln beschichtet. Die Unterscheidung der 4 Körnungen erfolgt durch die Farbkennzeichnung des Scheibenzentrums, welches auf das Mandrell aufgebracht wird. Alle 4 Scheiben sind in zwei Durchmessern (9 und 13 mm) erhältlich. Die Scheiben sind für den Einmalgebrauch bestimmt. Die Mandrells sind mehrfach verwendbar.

SwissFlex Strips: Dünne, transparente Folienstreifen, welche einseitig mit punktuell verteilten Aluminiumoxid-Partikeln unterschiedlicher Korngrößen beschichtet sind. Der schwarze Teilbereich ist dabei ganzflächig mit Siliziumkarbid-Partikeln beschichtet. Der Farbcode der SwissFlex Strips entspricht jenem der SwissFlex Discs.

Indikationen

Die SwissFlex Discs und SwissFlex Strips sind für den Einmalgebrauch bestimmt. Sie werden für die Politur von Komposit, Amalgam, Glasionomercement, Halbedelmetall und Edelmetall eingesetzt.

Kontraindikation

Anwendungen, bei denen die SwissFlex Discs verkleben, übermässig auf Biegung beansprucht werden, bei höherer Umdrehungszahl als 16'000 Min⁻¹ sowie für Mehrfachgebrauch.

Anwender- und Sicherheitshinweise

SwissFlex Disc

Zur Entfernung von Komposit-Überschüssen sowie zur Nacharbeit von Komposit-Füllungen den schwarzen SwissFlex Disc 703UM bzw. 704UM, (siehe «Sortimentsübersicht») oder geeignete DIATECH Diamant-Finierer verwenden

SwissFlex Disc nur zusammen mit SwissFlex Mandrell 703RA einsetzen. Das Mandrell ist mehrfach verwendbar

Zur sicheren Montage (Demontage) Scheibe auf Mittel- und Zeigefinger legen und unter leichtem Druck mit dem Daumen gegen das Zentrum auf das Mandrell aufsetzen (vom Mandrell lösen). Ein spürbarer Klick bestätigt die sichere Arretierung

SwissFlex Disc bereits vor dem Anlegen an den Zahn in die optimale Drehzahl 10'000 min⁻¹ bringen. Die maximale Drehzahl beträgt 16'000 min⁻¹

Mit ausreichend Spraykühlung (min. 50 ml/min.) arbeiten; bei Nutzung der Stirnseite ist eine externe, auf das Arbeitsfeld gerichtete Kühlung erforderlich

- Empfohlene Bearbeitungsreihenfolge: schwarz - blau - rot - weiss
- Hohe Anpresskräfte vermeiden
- Kontakt mit Weichgewebe vermeiden

Die Laufzeit je SwissFlex Disc beträgt anwendungsspezifisch 5-20 s.

Bei unsachgemässer Anwendung, wie z.B. zu hoher Drehzahl oder zu hohem Druck, kann es zur Überhitzung und Beschädigung der Restaurationsoberflächen sowie zur Zerstörung der SwissFlex Discs kommen, was Verletzungen zur Folge haben kann.

EN SwissFlex™ Strip

The uncoated surface in the middle of the strip serve to insert between the to be threaded area. Prepare horizontal to the occlusal plane with constant back-and-forward movements

Observe the specified sequence (black - blue – red –white)

Recommended hygiene procedures for dental practices

The mandrels are to be treated with anti-corrosive disinfection and cleaning agents for rotary instruments (e.g. Biosonic Solution UC38). Regarding recommendations for use (immersion time, concentration, suitability) of the disinfecting or cleaning agents, please refer to the instructions provided by the respective manufacturers of these agents.

Thoroughly remove all residues from disinfecting and cleaning agents using water, and allow to dry completely (e.g. by air stream). Do not leave or store mandrels in wet or damp conditions for a prolonged period of time. Inspect cleaned mandrels visually. Any damaged mandrels are to be rejected and discarded.

Only the mandrels can be sterilized, in contrary to the disks and strips which are disposable and therefore cannot be sterilized.

Sterilisation of the mandrels is carried out in the autoclave at 134°C. Observe instructions provided by the manufacturer.

After completed sterilization check surfaces for corrosion. Discard any corroded mandrels.

Safety

The discs and strips are disposable and have to be discarded directly after each use.

The SwissFlex mandrels are suitable for multiple uses. Worn and damaged mandrels are to be discarded and immediately replaced by new ones.

The above instructions regarding handling and cooling are to be strictly observed.

DE SwissFlex™ Strip

Die SwissFlex Strips werden über die körnungsfreien Flächen in der Streifenmitte zwischen den zu bearbeitenden Flächen eingeführt. Die Behandlung erfolgt stets mit einer zur Bissebene horizontalen und gleichmässigen Bewegung

Empfohlene Bearbeitungsreihenfolge: schwarz – blau – rot – weiss

Hygiene-Empfehlungen für die Praxis

Die Mandrells können mit Desinfektions- und Reinigungsmitteln für rotierende Instrumente mit Korrosionsschutz (z.B. Biosonic Solution UC38) desinfiziert werden. Es sind unbedingt die einschlägigen Anwendungsvorschriften der Reinigungs- und Desinfektionsmittel-Hersteller zu beachten.

Das Desinfektions- und Reinigungsmittel sehr gründlich mit Wasser abspülen und das Produkt sorgfältig trocknen (z.B. mittels Luftstrom). Mandrells nie feucht oder nass längere Zeit liegen lassen oder lagern. Gereinigte Mandrells visuell prüfen. Beschädigte Mandrells aussortieren und nicht mehr verwenden.

Ausschliesslich die Mandrells sind sterilisierbar. Die Scheiben und Streifen sind für den Einmalgebrauch bestimmt und können nicht sterilisiert werden.

Die Sterilisation der Mandrells erfolgt im Autoklav bei 134°C. Es sind die vom entsprechenden Gerätehersteller angegebenen Hinweise zu beachten.

Nach der Sterilisation Mandrells auf Oberflächenangriffe (Korrosion) überprüfen. Korrodierte Mandrells nicht mehr verwenden.

Sicherheit

Bei den Scheiben und Streifen handelt es sich um Einmalprodukte. Sie sind nach der jeweiligen Anwendung umgehend zu entfernen

Die SwissFlex Mandrells sind für den mehrmaligen Einsatz ausgelegt. Abgenutzte oder beschädigte Mandrells sind umgehend auszusortieren und durch neue zu ersetzen

Die oben angegebenen Hinweise zur Handhabung und Kühlung sind unbedingt einzuhalten.

EN DIATECH DIAStrip

Definition

DIAStrip is a diamond coated metal strip provides two working parts in different grit sizes 40µm (red) and 15µm (white) which can be used for finishing and polishing.

Indications

Finishing and polishing of fillings and crown borders in proximal contact areas.

Recommended procedures

The length of the metal strip (80mm) allows an optimal finger support on the adjacent teeth while working.

To get past the contact area, use the uncoated part of the metal strip and exert a slight horizontal movement.

Start work with the less abrasive side (white, 15 µm) in order to facilitate the access to the contact area for the more abrasive side (40 µm, red). Then begin the finishing procedure using a back-and-forward movement horizontally to the occlusal plane.

Switch again to the less abrasive side (15 µm, white) to complete the procedure with polishing.

The metal strip must be removed with a vertical movement after repositioning it to the uncoated part.

If the contact area is very tight, it is useful to start by inserting a wooden wedge to open up a slight separation between the teeth before placing the metal strip in the area to be treated.

Recommended hygiene procedures for dental practices

Protection against infection is especially important to patients and surgery staff. Disinfection and/or sterilization of used instruments are an absolutely essential part of a safe preparation technique.

The metal strip must be sterilized prior to use. After every use it must be sterilized again.

Keep the metal strip separate from nonstainless steel instruments, such as rubber polishers and abrasive stones.

If disinfection by immersion is being used, it is important to use only cleaning/ disinfection solutions that provide corrosion protection and strictly observe the concentrations recommended by the manufacturer.

Sterilization must be performed with validated procedures. If possible, use a singlepulsed or fractionated vacuum autoclave and subvacuum drying. Chemiclave sterilizers may also be used.

DE DIATECH DIAStrip

Definition

DIAStrip ist ein diamantierter Metallstreifen mit zwei Arbeitsbereichen in den Körnungen 40µm (rot) bzw. 15µm (weiss), welcher sowohl zum Finieren sowie Polieren eingesetzt wird.

Indikationen

Finieren und Polieren von Zahnfüllungen und Kronenrändern im Interdentalraum.

Anwenderhinweise

Die Länge des Metallstreifen (insgesamt 80 mm) ermöglicht eine vereinfachte Abstützung der Finger während der Behandlung.

Der Metallstreifen wird an der Blankstelle über den Kontaktpunkt eingeführt. Die Kontaktzone wird mit kurzen horizontalen Bewegungen überwunden.

Nach Einführung des Instrumentes beginnt die Behandlung mit der feinkörnigen Arbeitsfläche (weiss, 15µm), um den Zugang mit der stärker abrasiven Arbeitsfläche (40µm, rot) zu vereinfachen. Danach wird die Behandlung mit der 40µm Arbeitsfläche fortgeführt. Die Behandlung erfolgt stets mit einer zur Bissebene horizontalen Bewegung.

Um die Bearbeitung mit der Politur abzuschliessen, wird wieder zur feinkörnigen Arbeitsfläche (15µm, weiss) gewechselt.

Um den Metallstreifen aus dem Interdentalraum zu entfernen, wird er wieder mit der Blankstelle unter den Kontaktpunkt positioniert und mit einer Senkrechtbewegung herausgezogen.

Bei sehr engen Kontaktzonen ist die Verwendung eines Holzkeiles anzuraten, um eine minimale Öffnung des Kontaktpunktes für die einfachere Einführung des Metallstreifens zu erreichen.

Hygiene-Empfehlung für die Praxis

Der Infektionsschutz ist für den Patienten und das Behandlungsteam von besonderer Bedeutung. Die Desinfektion und/oder Sterilisation der eingesetzten Arbeitsmittel sind Erfordernisse einer sicherheitsbetonten Präparationstechnik.

Vor dem Einsatz ist der Metallstreifen zu sterilisieren. Zudem muss er nach jedem Gebrauch erneut sterilisiert werden.

Der Metallstreifen ist von nicht aus Edelstahl bestehenden Instrumenten, wie z.B. Gummipolierern und Schleifsteinen, zu trennen.

Wird mit Tauchbadesinfektion gearbeitet, sollte man nur Reinigungs- und Desinfektionslösungen verwenden, die gleichzeitig Korrosionsschutz bieten. Dabei sind die vom Hersteller angegebenen Konzentrationen und Einwirkzeiten genau einzuhalten.


Die Sterilisation muss nach einem validierten Verfahren erfolgen. Nach Möglichkeit vor- oder nachevakuiierende Autoklaven mit Vakuumtrocknung verwenden. Chemiklaven können ebenfalls verwendet werden.

EN Silicone polishers

1. Warning notices

- Strong acids and strong bases may oxidize the satinless steel shaft.
- Rinse the polisher with distilled water after the treatment with cleaning and disinfectant solutions.
- Avoid temperatures > 150° C.
- Ultrasonic bath must not exceed temperatures of 42° C because of the possible coagulation of albumen.

2. Restriction of reprocessing

- Disposable products delivered unsterile, marked with the symbol  may only go through the validated sterilisation cycle once before initial use.

3. Comment

- Concerns all rotating polishing and grinding instruments that are classified as semi-critical according to RKI-guideline.
- All instruments are delivered unsterile and must be run through the indicated cycle before and after each use.
- The label on the cleaning and/or disinfecting solution must specifically say „suitable for rubber polishers or synthetics/silicones“.

4. Instructions

- The instruments must be pre-cleaned under running water with a brush (plastic) directly after use.
- The manual cleaning is done under running water with a brush (plastic bristles).
- The ultrasonic assisted cleaning must be done with a suitable agent and disinfectant. The instruments must be rinsed afterwards under running water.
- When cleaning with a thermal disinfectant the manufacturer's specification according to DIN EN ISO 15883 as well as the cleaning programme as indicated by the manufacturer in the operating instructions must be complied with.
- For disinfection a solution has to be used that is classified as suitable for rubber and silicone polishers and synthetics by the disinfectant manufacturer. Exposure times and concentrations recommended by the manufacturer must be adhered to.
- After treatment with cleaning and disinfectant solutions, the polishers have to be rinsed with distilled water.
- Dry with fresh, clean, lint-free cellulose tissues.
- For maintenance a visual check of all instruments has to be conducted with optical magnification (5-10 fold).
- No residues -> continue to sterilisation.
- Visible residues -> repeat cleaning. Reject and dispose of instruments in the event of discernible defects.
- Sterilisation: For all instruments that need to be sterilized in accordance with EN ISO 17664 and all national valid legal requirements.

Steam sterilization: Appliance according to EN 13060, validated procedure. Category S- or B-steriliser.

- Holding time: Full cycle 5 min
- Sterilisation temperature: 134° C
- Drying time: 10 min
- Threshold values of contents for feed-water and steam condensates
- Loading of steriliser according to manufacturer's instructions
- Follow manufacturer's operating instructions
- Store instruments packed and protected from recontamination in proven suitable sterile packaging, cassettes or retainers.
- Repetitive reprocessing can change both the look and feel of the instruments slightly, but does not interfere with the instrument's function.

5. Validation conditions

Manual cleaning:

- Cleaning and disinfectant solution Dürr Dental ID 212 • Concentration: 2%
- Holding time: 5 min

Ultrasonic assisted cleaning:

- Dürr Dental ID 212 • Type of appliance: Ultrasonic • Concentration: 2%
- Holding time: 2 min

Automatic cleaning:

- Cleaning and disinfecting machine Miele G 7883
- Program: SPECIAL 93° C – 10'
- Holding time: 10 min
- Detergent: Dr. Weigert – neodisher MediClean Dental
- Rinsing: 3 min at 75° C mit neodisher Z Dental

Sterilisation:


- Holding time full cycle: 5 min
- Sterilisation temperature: 134° C
- Drying time: 10 min
- Threshold values of contents for feed-water and steam condensates

DE Silikonpolierer

1. Warnhinweise

- Starke Säuren oder Basen können zur Korrosion des Edelstahlschafts führen.
- Nach der Behandlung mit Reinigungs- und Desinfektionslösungen die Polierer mit destilliertem Wasser klarspülen.
- Temperaturen über 150 °C vermeiden.
- Bei der Vorreinigung, z.B. im Ultraschallbad, wegen möglicher Gerinnung von Proteinen 42 °C nicht überschreiten.

2. Einschränkung der Wiederaufbereitung

- Unsteril gelieferte Einwegprodukte, die mit dem Symbol  gekennzeichnet sind, dürfen nur vor dem Erstgebrauch EINMALIG den validierten Sterilisationszyklus durchlaufen.

3. Anmerkung

- Betrifft alle rotierenden Polier- und Schleifinstrumente, die nach RKI-Richtlinie als semikritisch eingestuft sind.
- Die Instrumente werden ausschließlich unsteril geliefert und müssen vor jedem Gebrauch und nach jeder Benutzung den angegebenen Zyklus durchlaufen.
- Auf den Reinigungs- und Desinfektionslösungen muss geeignet für Gummipolierer oder Kunststoffe/Silikone ausdrücklich erwähnt sein (rotierende Instrumente beinhalten nach Auffassung vieler Hersteller KEINE Polierer).

4. Anweisungen

- Das Instrument muss direkt nach der Anwendung mit Bürste (Kunststoff) unter fließendem Wasser vorgereinigt werden
- Die manuelle Reinigung wird mit Bürste (Kunststoffborsten) unter fließendem Wasser vorgenommen.
- Die ultraschallgestützte Reinigung muss mit geeignetem Reinigungs- und Desinfektionsmittel vorgenommen werden. Instrumente anschließend unter fließendem Wasser klarspülen.
- Bei der Reinigung mit einem Thermodesinfektor muss die Leistungsbeschreibung des Herstellers analog DIN EN ISO 15883. Reinigungsprogramm wie vom Hersteller in der Bedienungsanleitung angegeben beachtet werden.
- Zur Desinfektion muss eine vom Desinfektionsmittelhersteller als geeignet eingestufte Lösung für Gummi-, Silikonpolierer und Kunststoffe verwendet werden. Einwirkzeit und Konzentration, wie vom Hersteller angegeben, sind einzuhalten.
- Nach der Behandlung mit Reinigungs- und Desinfektionslösungen die Polierer mit destilliertem Wasser klarspülen.
- Trocknung mit frischen, sauberen, fusselfreien Zellstofftüchern.
- Zur Wartung muss eine Sichtprüfung aller Instrumente mit optischer Vergrößerung (5-10 fach) durchgeführt werden.
- Keine Rückstände -> weiter zu Sterilisation.
- Optische Rückstände -> Reinigung wiederholen. Bei erkennbaren Defekten Instrumente aussortieren und entsorgen.
- Sterilisation: Für alle Instrumente, die gemäß EN ISO 17664, Verfahren H, der RKI-Richtlinie „Infektionsprävention in der Zahnheilkunde“ und allen nationalen gültigen gesetzlichen Anforderungen sterilisiert werden müssen.
- Dampfsterilisation: Gerät nach EN 13060, validiertes Verfahren. Klasse: S- oder B-Sterilisator.
- Haltezeit: Vollzyklus mindestens 5 min
- Sterilisationstemperatur: 134 °C
- Trocknungszeit: 10 min
- Grenzwerte der Inhaltsstoffe für Speisewasser und Dampfkondensate
- Beladung des Sterilisators analog Herstellerangaben
- Bedienungsanweisungen des Herstellers befolgen
- Instrumente nur verpackt und rekontaminationsgeschützt in nachweislich geeigneten Steriltutverpackungen, Kassetten oder Retainern aufbewahren.
- Wiederholte Wiederaufbereitung kann sowohl die Optik als auch die Haptik des Produktes minimal verändern, beeinträchtigt die Funktion der Instrumente aber nicht.

5. Validierungsbedingungen

Manuelle Reinigung:

- Reinigungs- und Desinfektionslösung Dürr Dental ID 212 • Konzentration: 2%
- Einwirkzeit: 5 min

Ultraschallgestützte Reinigung:

- Dürr Dental ID 212 • Gerätetyp: Ultraschall • Konzentration: 2% • Einwirkzeit: 2 min

Automatische Reinigung:

- Reinigungs- und Desinfektionsautomat Miele G 7883
- Programm: SPECIAL 93 °C – 10'
- Haltezeit: 10 min
- Reinigungsmittel: Dr. Weigert – neodisher MediClean Dental
- Nachspülen: 3 min bei 75 °C mit neodisher Z Dental

Sterilisation:

- Haltezeit Vollzyklus: 5 min
- Sterilisationstemperatur: 134° C
- Trocknungszeit: 10 min
- Grenzwerte der Inhaltsstoffe für Speisewasser und Dampfkondensate

Recommended Speeds

	Speed range (min-1) Drehzahlbereich (min-1)
SWISSFLEX	10'000 – 16'000 r.p.m.
COMPREPOL ULTRA	5'000 – 10'000 r.p.m.
COMPOSHINE ULTRA	5'000 – 10'000 r.p.m.
COMPREPOL PLUS	3'000 – 8'000 r.p.m.
COMPOSHINE PLUS	3'000 – 8'000 r.p.m.
DIASHINE COMPOMANT PLUS	7'000 – 10'000 r.p.m. Prepolishing 3'000 – 8'000 r.p.m. High luster
BRUSH	5'000 – 10'000 r.p.m.
CERAPRESHINE	5'000 – 10'000 r.p.m.
CERASHINE	5'000 – 10'000 r.p.m.
CERAFIN PLUS	5'000 – 10'000 r.p.m.
CERAPRESHINE PLUS	5'000 – 10'000 r.p.m.
CERASHINE PLUS	5'000 – 10'000 r.p.m.
ZIRCOPOL PLUS	5'000 – 10'000 r.p.m.
ZIRCOSHINE PLUS	5'000 – 10'000 r.p.m.
UNIPOL	5'000 – 10'000 r.p.m.
UNISHINE	5'000 – 10'000 r.p.m.
HIGREEN	5'000 – 10'000 r.p.m.
PREBROWN	5'000 – 10'000 r.p.m.
STEELMASTER	5'000 – 10'000 r.p.m.
ACRYPREPOL	5'000 – 7'000 r.p.m.
ACRYPOL	5'000 – 7'000 r.p.m.
ACRYSHINE	5'000 – 7'000 r.p.m.
SHAPEGUARD	10'000 – 12'000 r.p.m.



Locations

CH **Coltène/Whaledent AG**
Feldwiesenstrasse 20
9450 Altstätten / Switzerland
T +41 71 757 53 00
F +41 71 757 53 01
info.ch@coltene.com

CN **Coltène/Whaledent China Trading Co. Ltd.**
Rm. 1103/1104, Bldg. B2, Wu Dong Plaza
#9 Chegongzhuang Street, West District
Beijing 100044 / P.R. China
T +86 10 6212 3251
F +86 10 6212 3252
info.cn@coltene.com

IT **Coltène Italia S.r.l.**
c/o Polo Tecnologico della Brianza
Via Alessandro Volta, 94 - Cond. Bianchi
20832 Desio (MB) / Italy
T +39 0362 62 67 32
F +39 0362 63 25 80
info.it@coltene.com

DE **Coltène/Whaledent GmbH + Co. KG**
Raiffeisenstraße 30
89129 Langenau / Germany
T +49 7345 805 0
F +49 7345 805 201
info.de@coltene.com

FR **Coltène/Whaledent S.a.r.l.**
Synergie Park
3 avenue Louis Néel
59260 Lezennes / France
T +33 320 64 64 00
F +33 320 64 64 03
info.fr@coltene.com

UK **Coltène/Whaledent Ltd.**
The President Suite
Kendal House, Burgess Hill
Victoria Way
West Sussex, RH15 9NF / UK
T +44 1444 235486
F +44 1444 870640
info.uk@coltene.com


US **Coltène/Whaledent Inc.**
235 Ascot Parkway
Cuyahoga Falls, Ohio 44223 / USA
T +1 330 916 8800
F +1 330 916 7077
info.us@coltene.com

IN **Coltène/Whaledent Private Ltd.**
106/107, Hallmark, Vasant Oscar
L.B.S Marg, Mulund West
Mumbai 400080, Maharashtra / India
T +91 22 25923626
F +91 22 25623165
info.in@coltene.com


BR **Vigodent SA Indústria e Comércio**
Rua Pesqueira 26 Bonsucesso
Rio de Janeiro CEP 21041-150 / Brazil
T +5521 3865 5600
F +5521 2280 8411
sac@vigodent.com.br

ES **Coltène Iberia S.L.U.**
c/Doctor Fleming, 3 - Bajo A
28220 Majadahonda, Madrid / Spain
T +34 91 63 86 492
F +34 91 63 86 279
info.ib@coltene.com

JP **Coltène Japan LLC**
2-2-28 2nd Floor, Nishikicho
190-0022 Tachikawa Tokyo / Japan
T +81 42 595 6945
F +81 42 595 6946
info.jp@coltene.com



© 2017 Coltène/Whaledent AG – www.coltene.com



 **COLTENE**